



# **Capital Improvement Fund Expenditures**





**CITY OF LAFAYETTE**  
**2008-2009 FINAL BUDGET**  
**DESCRIPTION**

<b>DEPARTMENT</b>	Parks Facilities
<b>FUND</b>	12
<b>PROGRAM</b>	600

**PROGRAM**

This program tracks costs associated with parks and recreation capital projects. The Parks, Trails and Recreation Commission submits a 5-year CIP that reflects fund activity by fiscal year.

**WORKPLAN**

- Continue design plans and construction documents for Children's Play area of the Community Park.
- Murray Lane
- North End Trail Weatherization
- Community Park naturalization and trail improvement

**STAFFING REQUIREMENTS**

Position Title	Full-Time Equivalent
702 Parks and Recreation Director	20%
<b>Total Full Time Equivalent</b>	<b>0.20</b>

**ACCOUNT DESCRIPTIONS**

841 Share of office equipment leases	\$450
906 Community Park Children's Play Area	328,646
Community Park North End & Calaveras Connector - Design	75,000
Bike Park Phase 1	105,000
Manzanita Building Design	90,000
Community Center Tot Play Area	12,000
<b>TOTAL</b>	<b>610,646</b>

**CITY OF LAFAYETTE  
2008-2009 FINAL BUDGET  
EXPENDITURE DETAIL**

DEPARTMENT	Parks Facilities
FUND	12
PROGRAM	600

26-Nov-08

		Actual 2005-2006 Expenditures	Actual 2006-2007 Expenditures	Final 2007-2008 Budget	Actual 2007-2008 Expenditures	Final 2008-2009 Budget	Increase Over Budget
<b>PERSONNEL SERVICES</b>							
702	Regular Personnel	\$21,213	\$24,613	\$23,974	\$25,449	\$25,652	7.0%
705	Temporary Personnel	0	0	0	0	0	0.0%
708	Overtime	0	0	0	0	0	0.0%
711	Social Security	1,480	1,784	1,834	1,619	1,962	7.0%
714	Worker's Compensation	402	247	599	382	257	-57.2%
721	Fringe Benefits	5,335	5,918	6,233	7,612	6,670	7.0%
<b>Subtotal PERSONNEL</b>		<b>\$28,430</b>	<b>\$32,562</b>	<b>\$32,641</b>	<b>\$35,062</b>	<b>\$34,541</b>	<b>5.8%</b>

**OPERATIONS AND MAINTENANCE**

741	Office Supplies	\$261	\$28	\$200	\$200	\$200	0.0%
743	Postage	112	300	300	300	300	0.0%
745	Printing & Binding	0	0	0	0	0	0.0%
746	Books & Software	0	0	0	0	0	0.0%
748	Special Departmental Supplies	0	0	500	0	500	0.0%
751	Maintenance of Vehicles	0	0	0	0	0	0.0%
761	Maintenance of Equipment	0	0	0	0	0	0.0%
771	Maintenance of Buildings	0	0	0	0	0	0.0%
781	Maintenance of Right of Way	0	0	0	0	0	0.0%
791	Miscellaneous Expenses Under \$500	0	0	0	0	0	0.0%
801	Utilities-Water	0	0	0	0	0	0.0%
805	Utilities-Sewer	0	0	0	0	0	0.0%
811	Utilities-Gas & Electric	0	0	0	0	0	0.0%
821	Utilities-Telephones	0	0	100	100	100	0.0%
825	Utilities-Garbage Disposal	0	0	0	0	0	0.0%
831	Utilities-Street Lighting	0	0	0	0	0	0.0%
835	Utilities-Traffic Signals	0	0	0	0	0	0.0%
841	Rental Expense	0	0	450	450	450	0.0%
843	Training	0	0	0	0	0	0.0%
850	Contingency	0	0	0	0	0	0.0%
851	Advertising/Legal Notices	0	0	0	0	0	0.0%
853	Community Promotion	0	0	0	0	0	0.0%
861	Contractual Services	432	0	0	0	0	0.0%
861.5	Reimbursable Emergency Response	0	0	0	0	0	0.0%
862	Contract Sheriff Services	0	0	0	0	0	0.0%
866	Contractual-Recreation	0	0	0	0	0	0.0%
881	Premium Payment-Liability	0	0	0	0	0	0.0%
885	Insurance and Surety Bonds	0	0	0	0	0	0.0%
891	Claims Payments	0	0	0	0	0	0.0%
892	Debt Service	0	0	0	0	0	0.0%
896	Insurance Reserve	0	0	0	0	0	0.0%
<b>Subtotal OP'S AND MAINTENANCE</b>		<b>\$805</b>	<b>\$328</b>	<b>\$1,550</b>	<b>\$1,050</b>	<b>\$1,550</b>	<b>0.0%</b>

**CAPITAL OUTLAY**

902	Land	\$0	\$0	\$0	\$0	\$0	0.0%
906	Improvements	1,327	526,888	613,026	596,672	610,646	-0.4%
907	Equipment	57,920	0	175,000	0	0	N/A
908	Depreciation-Capital Equipment	0	0	0	0	0	0.0%
<b>Subtotal CAPITAL OUTLAY</b>		<b>\$59,247</b>	<b>\$526,888</b>	<b>\$788,026</b>	<b>\$596,672</b>	<b>\$610,646</b>	<b>-22.5%</b>

<b>BASE PROGRAM COST</b>	<b>\$88,482</b>	<b>\$559,778</b>	<b>\$822,217</b>	<b>\$632,784</b>	<b>\$646,737</b>	<b>-21.3%</b>
--------------------------	-----------------	------------------	------------------	------------------	------------------	---------------

<b>TOTAL PROGRAM COST</b>	<b>\$88,482</b>	<b>\$559,778</b>	<b>\$822,217</b>	<b>\$632,784</b>	<b>\$646,737</b>	<b>-21.3%</b>
---------------------------	-----------------	------------------	------------------	------------------	------------------	---------------

**CITY OF LAFAYETTE**  
**2008-2009 FINAL BUDGET**  
**DESCRIPTION**

<b>DEPARTMENT</b>	Capital Improvement Projects
<b>FUND</b>	14
<b>PROGRAM</b>	620

**PROGRAM**

This program tracks costs associated with the capital improvements.

**STAFFING REQUIREMENTS**

Position Title	Full-Time Equivalent
702 Engineering Services Manager	30%
Associate Engineer - A	100%
Associate Engineer - B	100%
Administrative Assistant - Engineering	40%
Total Full Time Equivalent	2.70

**ACCOUNT DESCRIPTIONS**

841 Allocated cost of office space rental	\$26,954
Pro-rata share of City computer equipment	6,829
	<u>\$33,783</u>
861 Contractual design and construction inspection services	\$80,000

**DESCRIPTION OF CAPITAL OUTLAY**

906 Mt. Diablo Blvd - 1st to Dolores	\$767,895
Happy Valley Road Pathway	\$154,055
Estates Drive / Canyon Road	\$910,953
Stanley Blvd - Warner Ct. Intersection	\$67,858
Stanley Blvd - Sidewalk	\$415,000
2009 PMP - Surface Seals	\$731,000
2009 Road & Drains A	\$1,122,000
2009 Road & Drains B	\$1,844,000
Mt. Diablo Pathway - Risa to Res	\$370,000
TOTAL	<u>\$6,382,761</u>

**NOTES**

Fiscal Year 2007-2008 funding sources include:

Federal & State Funds	\$1,088,008
Measure C (1/2 cent sales tax)	633,800
Gas Tax	861,174
General Fund	2,234,326
Fund Balances	913,579
TOTAL	<u>\$5,730,887</u>

**CITY OF LAFAYETTE  
2008-2009 FINAL BUDGET  
EXPENDITURE DETAIL**

DEPARTMENT	Capital Improvement Projects
FUND	14
PROGRAM	620

28-Nov-08

	Actual 2005-2006 Expenditures	Actual 2006-2007 Expenditures	Final 2007-2008 Budget	Actual 2007-2008 Expenditures	Final 2008-2009 Budget	Increase Over Budget
<b>PERSONNEL SERVICES</b>						
702 Regular Personnel	\$223,323	\$241,621	\$246,669	\$254,159	\$263,936	7.0%
705 Temporary Personnel	7,800	0	0	0	0	0.0%
708 Overtime	0	78	0	61	0	0.0%
711 Social Security	17,180	17,645	18,870	18,324	20,191	7.0%
714 Worker's Compensation	4,381	2,426	6,167	3,814	2,639	-57.2%
721 Fringe Benefits	49,143	53,328	64,134	70,079	68,623	7.0%
<b>Subtotal PERSONNEL</b>	<b>\$301,826</b>	<b>\$315,097</b>	<b>\$335,840</b>	<b>\$346,437</b>	<b>\$355,390</b>	<b>5.8%</b>

**OPERATIONS AND MAINTENANCE**

741 Office Supplies	\$1,232	\$1,139	\$3,725	\$1,791	\$4,224	13.4%
743 Postage	1,454	1,403	4,707	1,554	5,327	13.2%
745 Printing & Binding	0	0	0	0	0	0.0%
746 Books & Software	0	0	0	0	0	0.0%
748 Special Departmental Supplies	0	0	500	0	0	N/A
751 Maintenance of Vehicles	0	0	0	0	0	0.0%
761 Maintenance of Equipment	0	0	0	0	0	0.0%
771 Maintenance of Buildings	0	0	0	0	0	0.0%
781 Maintenance of Right of Way	0	0	0	0	0	0.0%
791 Miscellaneous Expenses Under \$500	0	0	0	0	0	0.0%
801 Utilities-Water	0	0	0	0	0	0.0%
805 Utilities-Sewer	0	0	0	0	0	0.0%
811 Utilities-Gas & Electric	0	0	0	0	0	0.0%
821 Utilities-Telephones	0	0	0	0	0	0.0%
825 Utilities-Garbage Disposal	0	0	0	0	0	0.0%
831 Utilities-Street Lighting	0	0	0	0	0	0.0%
835 Utilities-Traffic Signals	0	0	0	0	0	0.0%
841 Rental Expense	33,713	33,455	31,677	31,279	33,783	6.6%
843 Training	0	0	0	0	0	0.0%
850 Contingency	0	0	0	0	0	0.0%
851 Advertising/Legal Notices	0	0	0	0	0	0.0%
853 Community Promotion	0	0	0	0	0	0.0%
861 Contractual Services	56,648	53,539	80,000	46,982	80,000	0.0%
861.5 Reimbursable Emergency Response	0	0	0	0	0	0.0%
862 Contract Sheriff Services	0	0	0	0	0	0.0%
866 Contractual-Recreation	0	0	0	0	0	0.0%
881 Premium Payment-Liability	0	0	0	0	0	0.0%
885 Insurance and Surety Bonds	0	0	0	0	0	0.0%
891 Claims Payments	0	0	0	0	0	0.0%
892 Debt Service	0	0	0	0	0	0.0%
896 Insurance Reserve	0	0	0	0	0	0.0%
<b>Subtotal OP'S AND MAINTENANCE</b>	<b>\$93,046</b>	<b>\$89,537</b>	<b>\$120,610</b>	<b>\$81,607</b>	<b>\$123,334</b>	<b>2.3%</b>

**CAPITAL OUTLAY**

902 Land	\$0	\$0	\$0	\$0	\$0	0.0%
906 Improvements	6,319,862	3,842,293	5,172,039	3,566,141	6,382,761	23.4%
907 Equipment	0	0	0	0	0	0.0%
908 Depreciation-Capital Equipment	0	0	0	0	0	0.0%
<b>Subtotal CAPITAL OUTLAY</b>	<b>\$6,319,862</b>	<b>\$3,842,293</b>	<b>\$5,172,039</b>	<b>\$3,566,141</b>	<b>\$6,382,761</b>	<b>23.4%</b>

<b>BASE PROGRAM COST</b>	<b>\$6,714,734</b>	<b>\$4,246,926</b>	<b>\$5,628,489</b>	<b>\$3,994,185</b>	<b>\$6,861,485</b>	<b>21.9%</b>
--------------------------	--------------------	--------------------	--------------------	--------------------	--------------------	--------------

<b>TOTAL PROGRAM COST</b>	<b>\$6,714,734</b>	<b>\$4,246,926</b>	<b>\$5,628,489</b>	<b>\$3,994,185</b>	<b>\$6,861,485</b>	<b>21.9%</b>
---------------------------	--------------------	--------------------	--------------------	--------------------	--------------------	--------------

**CITY OF LAFAYETTE**  
**2008-2009 FINAL BUDGET**  
**DESCRIPTION**

<b>DEPARTMENT</b>	Public Facilities
<b>FUND</b>	16
<b>PROGRAM</b>	640

**PROGRAM**

This program tracks costs associated with the purchase and repair of public buildings and construction of landscaping projects.

**DESCRIPTION OF CAPITAL OUTLAY**

906 Improvements to PW Yard

\$130,000 \* Includes \$35K from sinking fund

**CITY OF LAFAYETTE  
2008-2009 FINAL BUDGET  
EXPENDITURE DETAIL**

DEPARTMENT	Public Facilities
FUND	16
PROGRAM	640

26-Nov-08

PERSONNEL SERVICES		Actual 2005-2006 Expenditures	Actual 2006-2007 Expenditures	Final 2007-2008 Budget	Actual 2007-2008 Expenditures	Final 2008-2009 Budget	Increase Over Budget
702	Regular Personnel	\$0	\$0	\$0	\$0	\$0	0.0%
705	Temporary Personnel	0	0	0	0	0	0.0%
708	Overtime	0	0	0	0	0	0.0%
711	Social Security	0	0	0	0	0	0.0%
714	Worker's Compensation	0	0	0	0	0	0.0%
721	Fringe Benefits	0	0	0	0	0	0.0%
<b>Subtotal PERSONNEL</b>		<b>\$0</b>	<b>\$0</b>	<b>\$0</b>	<b>\$0</b>	<b>\$0</b>	<b>0.0%</b>

**OPERATIONS AND MAINTENANCE**


741	Office Supplies	\$0	\$0	\$0	\$0	\$0	0.0%
743	Postage	0	0	0	0	0	0.0%
745	Printing & Binding	0	0	0	0	0	0.0%
746	Books & Software	0	0	0	0	0	0.0%
748	Special Departmental Supplies	0	0	0	0	0	0.0%
751	Maintenance of Vehicles	0	0	0	0	0	0.0%
761	Maintenance of Equipment	0	0	0	0	0	0.0%
771	Maintenance of Buildings	0	0	0	0	0	0.0%
781	Maintenance of Right of Way	0	0	0	0	0	0.0%
791	Miscellaneous Expenses Under \$500	0	0	0	0	0	0.0%
801	Utilities-Water	0	0	0	0	0	0.0%
805	Utilities-Sewer	0	0	0	0	0	0.0%
811	Utilities-Gas & Electric	0	0	0	0	0	0.0%
821	Utilities-Telephones	0	0	0	0	0	0.0%
825	Utilities-Garbage Disposal	0	0	0	0	0	0.0%
831	Utilities-Street Lighting	0	0	0	0	0	0.0%
835	Utilities-Traffic Signals	0	0	0	0	0	0.0%
841	Rental Expense	0	0	0	0	0	0.0%
843	Training	0	0	0	0	0	0.0%
850	Contingency	0	0	0	0	0	0.0%
851	Advertising/Legal Notices	0	0	0	0	0	0.0%
853	Community Promotion	0	0	0	0	0	0.0%
861	Contractual Services	0	0	0	0	0	0.0%
861.5	Reimbursable Emergency Response	0	0	0	0	0	0.0%
862	Contract Sheriff Services	0	0	0	0	0	0.0%
866	Contractual-Recreation	0	0	0	0	0	0.0%
881	Premium Payment-Liability	0	0	0	0	0	0.0%
885	Insurance and Surety Bonds	0	0	0	0	0	0.0%
891	Claims Payments	0	0	0	0	0	0.0%
892	Debt Service	0	0	0	0	0	0.0%
896	Insurance Reserve	0	0	0	0	0	0.0%
<b>Subtotal OP'S AND MAINTENANCE</b>		<b>\$0</b>	<b>\$0</b>	<b>\$0</b>	<b>\$0</b>	<b>\$0</b>	<b>0.0%</b>


**CAPITAL OUTLAY**

902	Land	\$0	\$0	\$0	\$0	\$0	0.0%
906	Improvements	1,170	209	129,000	8,021	130,000	0.8%
907	Equipment	0	0	0	0	0	0.0%
908	Depreciation-Capital Equipment	0	0	0	0	0	0.0%
<b>Subtotal CAPITAL OUTLAY</b>		<b>\$1,170</b>	<b>\$209</b>	<b>\$129,000</b>	<b>\$8,021</b>	<b>\$130,000</b>	<b>0.8%</b>


<b>BASE PROGRAM COST</b>	<b>\$1,170</b>	<b>\$209</b>	<b>\$129,000</b>	<b>\$8,021</b>	<b>\$130,000</b>	<b>0.8%</b>
--------------------------	----------------	--------------	------------------	----------------	------------------	-------------


<b>TOTAL PROGRAM COST</b>	<b>\$1,170</b>	<b>\$209</b>	<b>\$129,000</b>	<b>\$8,021</b>	<b>\$130,000</b>	<b>0.8%</b>
---------------------------	----------------	--------------	------------------	----------------	------------------	-------------





# **Enterprise Fund Expenditures**





**CITY OF LAFAYETTE**  
**2008-2009 FINAL BUDGET**  
**DESCRIPTION**

<b>DEPARTMENT</b>	Recreation Programs
<b>FUND</b>	31
<b>PROGRAM</b>	700

**PROGRAMS**

The Recreation Department provides a variety of recreation activities that enhance the quality of life for all Lafayette citizens. Pending availability of space, the Department also administers rentals at the Lafayette Community Center and the Buckeye Fields building. The Lafayette Community Center is the primary facility used by these activities, but schools and other public and private facilities also are used. A Community Center Foundation assists the department with fundraising activities which go toward building and landscaping improvements. The City Council expects the programs to be self-supporting which has prompted the development of the goals below. The Parks and Recreation Director has full profit and loss responsibility for this budget program.

**WORKPLAN**

- Limit Community Center activities to those that are revenue neutral or otherwise subsidized from the general fund.
- Provide high quality recreation programs to the residents of Lafayette.

**STAFFING REQUIREMENTS**

	Position Title	Full-Time Equivalent
702	Parks and Recreation Director	20%
	Recreation Supervisor	95%
	Recreation Coordinator	85%
	Administrative Assistant - P&R - A	40%
	Administrative Assistant - P&R - A	40%
	Community Center Caretaker	50%
	<b>Total Full Time Equivalent</b>	<b>3.30</b>

**ACCOUNT DESCRIPTIONS**

743	Postage for mailing brochures	\$15,000	
745	Printing P&R brochures	\$30,000	
748	Class materials for Tiny Tots, Kindergym, Rollerhockey, Summer Fun, etc.	\$34,000	(reimbursed via class fees)
761	Equipment maintenance (Paypal, Active)	\$10,000	
841	Rental of school district facilities, copier lease, postage meter lease	\$21,500	
861	Summer Rec	\$1,500	
	Credit Card Fees	22,300	
	Office Temps / Performers	12,000	
	Tiny Tots Enrichment	2,000	
		<u>\$37,800</u>	
866	Payments to recreation teachers and specialized program related personnel	\$375,000	
907	Computer equipment and software for registration program	\$2,500	

**DESCRIPTION OF REVENUES**

	Budget 08/09	Actual 07/08
Investment Earnings & Building Rental	\$63,000	\$66,366
Donations, Gifts, Grants & Moraga Contribution	1,000	429
Summer Fun Program Fees	-	82,919
Fall Program Fees	174,467	161,745
Winter Program Fees	149,000	150,008
Spring Program Fees	149,000	114,487
Summer Program Fees	385,000	315,166
Tiny Tots	120,000	135,201
Other	1,500	6,994
	<u>\$1,042,967</u>	<u>\$1,033,315</u>

<b>PROJECTED ENTERPRISE SURPLUS/(DEFICIT)</b>	<b>\$21,115</b>
Transfer to Community Center Sinking Fund	(\$5,000)
Transfer from General Fund for Friends of Lafayette Library	\$5,000
Transfer to Com. Ctr. Main. Fund for Utilities	(\$20,000)
Contribution from Prior Year's Recreation Fund Balance	\$88,556
Projected Ending Fund Balance 6/30/09	\$89,671

**CITY OF LAFAYETTE  
2008-2009 FINAL BUDGET  
EXPENDITURE DETAIL**

DEPARTMENT	Recreation Programs
FUND	31
PROGRAM	700

25-Nov-08

PERSONNEL SERVICES		Actual 2005-2006 Expenditures	Actual 2006-2007 Expenditures	Final 2007-2008 Budget	Actual 2007-2008 Expenditures	Final 2008-2009 Budget	Increase Over Budget
702	Regular Personnel	\$167,382	\$177,692	\$184,833	\$190,299	197,771	7.0%
705	Temporary Personnel	223,108	199,423	200,000	203,320	200,000	0.0%
708	Overtime	1,372	1,162	2,000	24	2,000	0.0%
711	Social Security	29,790	28,611	29,593	29,799	30,583	3.3%
714	Worker's Compensation	7,580	3,793	4,621	5,886	3,978	-13.9%
721	Fringe Benefits	46,974	48,949	48,057	61,764	51,421	7.0%
<b>Subtotal PERSONNEL</b>		<b>\$476,206</b>	<b>\$459,631</b>	<b>\$469,103</b>	<b>\$491,091</b>	<b>\$485,752</b>	<b>3.5%</b>

**OPERATIONS AND MAINTENANCE**

741	Office Supplies	\$5,649	\$3,630	\$4,000	\$2,521	\$4,000	0.0%
743	Postage	13,803	13,952	14,500	12,141	15,000	3.4%
745	Printing & Binding	23,025	33,997	35,500	29,254	30,000	-15.5%
746	Books & Software	1,302	112	1,000	115	0	N/A
748	Special Departmental Supplies	63,055	35,407	40,000	32,362	34,000	-15.0%
751	Maintenance of Vehicles	0	0	138	0	0	N/A
761	Maintenance of Equipment	14,329	14,418	14,500	2,696	10,000	-31.0%
771	Maintenance of Buildings	1,224	0	0	0	0	0.0%
781	Maintenance of Right of Way	0	0	0	0	0	0.0%
791	Miscellaneous Expenses Under \$500	166	50	0	259	0	0.0%
801	Utilities-Water	0	0	0	0	0	0.0%
805	Utilities-Sewer	0	0	0	0	0	0.0%
811	Utilities-Gas & Electric	0	0	0	0	0	0.0%
821	Utilities-Telephones	3,171	4,053	4,800	4,277	4,800	0.0%
825	Utilities-Garbage Disposal	0	0	0	0	0	0.0%
831	Utilities-Street Lighting	0	0	0	0	0	0.0%
835	Utilities-Traffic Signals	0	0	0	0	0	0.0%
841	Rental Expense	25,908	18,994	19,000	20,613	21,500	13.2%
843	Training	436	1,495	1,500	1,428	1,500	0.0%
850	Contingency	0	0	0	0	0	0.0%
851	Advertising/Legal Notices	517	237	500	0	0	N/A
853	Community Promotion	157	0	0	0	0	0.0%
861	Contractual Services	53,922	51,139	68,600	44,745	37,800	-44.9%
861.5	Reimbursable Emergency Response	0	0	0	0	0	0.0%
862	Contract Sheriff Services	0	0	0	0	0	0.0%
866	Contractual-Recreation	368,162	384,933	368,000	358,663	375,000	1.9%
881	Premium Payment-Liability	0	345	0	0	0	0.0%
885	Insurance and Surety Bonds	0	0	0	0	0	0.0%
891	Claims Payments	0	0	0	0	0	0.0%
892	Debt Service	0	0	0	0	0	0.0%
896	Insurance Reserve	0	0	0	0	0	0.0%
<b>Subtotal OP'S AND MAINTENANCE</b>		<b>\$574,828</b>	<b>\$562,760</b>	<b>\$572,038</b>	<b>\$509,074</b>	<b>\$533,600</b>	<b>-6.7%</b>

**CAPITAL OUTLAY**

902	Land	\$0	\$0	\$0	\$0	\$0	0.0%
906	Improvements	0	0	0	0	0	0.0%
907	Equipment	0	221	2,500	234	2,500	0.0%
908	Depreciation-Capital Equipment	0	0	0	0	0	0.0%
<b>Subtotal CAPITAL OUTLAY</b>		<b>\$0</b>	<b>\$221</b>	<b>\$2,500</b>	<b>\$234</b>	<b>\$2,500</b>	<b>0.0%</b>

<b>BASE PROGRAM COST</b>	<b>\$1,051,034</b>	<b>\$1,022,611</b>	<b>\$1,043,641</b>	<b>\$1,000,399</b>	<b>\$1,021,852</b>	<b>-2.1%</b>
--------------------------	--------------------	--------------------	--------------------	--------------------	--------------------	--------------

<b>TOTAL PROGRAM COST</b>	<b>\$1,051,034</b>	<b>\$1,022,611</b>	<b>\$1,043,641</b>	<b>\$1,000,399</b>	<b>\$1,021,852</b>	<b>-2.1%</b>
---------------------------	--------------------	--------------------	--------------------	--------------------	--------------------	--------------

**CITY OF LAFAYETTE**  
**2008-2009 FINAL BUDGET**  
**DESCRIPTION**

<b>DEPARTMENT</b>	Parking & Code Enforcement
<b>FUND</b>	32
<b>PROGRAM</b>	710

**PROGRAM**

This enterprise program is responsible for all aspects of the City's parking program, including installation, enforcement and collection. In addition, to enforce city codes and ordinances in the downtown and in neighborhoods as well as ensure that conditions imposed on new construction are implemented.

**WORKPLAN**

- Enforce parking regulations in Lafayette
- Collect revenue from parking meters and lockboxes
- Make best efforts to develop off street parking in downtown Lafayette
- Provide backup for crossing guard program.
- Enforce City codes and ordinances in the downtown and in neighborhoods.
- Ensure that conditions imposed for new construction are being properly implemented.

**STAFFING REQUIREMENTS**

Position Title	Full-Time Equivalent
702 Administrative Services Director	5%
Administrative Assistant - Planning	5%
Senior Planner - B	5%
Code Enforcement Officer	100%
Accountant	25%
Parking Enforcement Officer - A	100%
Parking Enforcement Officer - B	100%
Community Services Officer	25%
<b>Total Full Time Equivalent</b>	<b>3.65</b>

**ACCOUNT DESCRIPTIONS**

705 Meter collector / Parking Enforcement Officers	\$20,000
745 Printing of parking citations	\$1,000
748 Badges, uniforms, other special supplies	\$1,700
751 Maintenance of two parking and one code enforcement vehicles	\$10,000
761 Meter vandalism and maintenance	\$5,000
841 Rental of Pacific Bell parking lot	\$7,500
Pro-rata share of City computer equipment	4,173
Allocated cost of office space rental	16,472
	<u>\$28,145</u>

**DESCRIPTION OF CAPITAL OUTLAY**

907 15 replacement meters as needed	4,500
Replacement of lockboxes	2,000
	<u>\$6,500</u>

**ESTIMATED REVENUES**

Parking Citations	\$200,000
Parking Lockboxes	60,000
Parking Meters (\$1/hour)	120,000
Rental Income from lots	36,000
Investment Earnings	55,000
	<u>\$471,000</u>

<b>PROJECTED ENTERPRISE SURPLUS/(DEFICIT)</b>	<b>\$98,547</b>
Contribution from Prior Year's Fund Balance	2,730,821
Sinking Fund Reserves	(326,785)
Loan to Redevelopment	(563,783)
Projected Ending Fund Balance 6/30/08	\$1,938,800

**CITY OF LAFAYETTE  
2008-2009 FINAL BUDGET  
EXPENDITURE DETAIL**

DEPARTMENT	Parking & Code Enforcement
FUND	32
PROGRAM	710

26-Nov-08

PERSONNEL SERVICES		Actual 2005-2006 Expenditures	Actual 2006-2007 Expenditures	Final 2007-2008 Budget	Actual 2007-2008 Expenditures	Final 2008-2009 Budget	Increase Over Budget
702	Regular Personnel	\$76,438	\$166,597	\$197,890	\$193,426	\$211,742	7.0%
705	Temporary Personnel	31,488	9,415	20,032	133	20,000	-0.2%
708	Overtime	4,724	8,323	1,000	11,558	1,500	50.0%
711	Social Security	8,649	14,222	16,748	15,702	17,843	6.5%
714	Worker's Compensation	2,102	1,850	4,947	3,076	2,317	-53.2%
721	Fringe Benefits	19,855	51,282	51,451	64,026	55,053	7.0%
<b>Subtotal PERSONNEL</b>		<b>\$143,256</b>	<b>\$251,689</b>	<b>\$292,068</b>	<b>\$287,921</b>	<b>\$308,456</b>	<b>5.6%</b>

**OPERATIONS AND MAINTENANCE**

741	Office Supplies	\$2,113	\$3,638	\$4,691	\$4,407	\$2,190	-53.3%
743	Postage	700	1,827	5,928	2,036	2,762	-53.4%
745	Printing & Binding	2,100	0	1,000	2,400	1,000	0.0%
746	Books & Software	0	0	0	321	0	0.0%
748	Special Departmental Supplies	1,986	2,709	1,700	1,855	1,700	0.0%
751	Maintenance of Vehicles	11,747	15,571	10,000	8,959	10,000	0.0%
761	Maintenance of Equipment	2,133	3,725	5,000	2,912	5,000	0.0%
771	Maintenance of Buildings	0	0	0	0	0	0.0%
781	Maintenance of Right of Way	0	0	0	0	0	0.0%
791	Miscellaneous Expenses Under \$500	0	0	0	0	0	0.0%
801	Utilities-Water	0	0	0	0	0	0.0%
805	Utilities-Sewer	0	0	0	0	0	0.0%
811	Utilities-Gas & Electric	0	0	0	0	0	0.0%
821	Utilities-Telephones	0	348	420	626	500	19.0%
825	Utilities-Garbage Disposal	0	0	0	0	0	0.0%
831	Utilities-Street Lighting	0	0	0	0	0	0.0%
835	Utilities-Traffic Signals	0	0	0	0	0	0.0%
841	Rental Expense	40,728	64,002	62,785	61,169	28,145	-55.2%
843	Training	1,522	381	1,000	75	1,000	0.0%
850	Contingency	0	0	0	0	0	0.0%
851	Advertising/Legal Notices	64	0	200	369	200	0.0%
853	Community Promotion	0	0	0	0	0	0.0%
861	Contractual Services	913	3,930	5,000	2,550	5,000	0.0%
861.5	Reimbursable Emergency Response	0	0	0	0	0	0.0%
862	Contract Sheriff Services	0	0	0	0	0	0.0%
866	Contractual-Recreation	0	0	0	0	0	0.0%
881	Premium Payment-Liability	0	0	0	0	0	0.0%
885	Insurance and Surety Bonds	0	0	0	0	0	0.0%
891	Claims Payments	0	0	0	0	0	0.0%
892	Debt Service	0	0	0	0	0	0.0%
896	Insurance Reserve	0	0	0	0	0	0.0%
<b>Subtotal OP'S AND MAINTENANCE</b>		<b>\$64,005</b>	<b>\$96,131</b>	<b>\$97,724</b>	<b>\$87,679</b>	<b>\$57,497</b>	<b>-41.2%</b>

**CAPITAL OUTLAY**

902	Land	\$0	\$0	\$0	\$0	\$0	0.0%
906	Improvements	0	0	0	0	0	0.0%
907	Equipment	767	24,642	117,595	103,129	6,500	-94.5%
908	Depreciation-Capital Equipment	0	0	0	0	0	0.0%
<b>Subtotal CAPITAL OUTLAY</b>		<b>\$767</b>	<b>\$24,642</b>	<b>\$117,595</b>	<b>\$103,129</b>	<b>\$6,500</b>	<b>-94.5%</b>

<b>BASE PROGRAM COST</b>	<b>\$208,029</b>	<b>\$372,462</b>	<b>\$507,387</b>	<b>\$478,729</b>	<b>\$372,453</b>	<b>-26.6%</b>
--------------------------	------------------	------------------	------------------	------------------	------------------	---------------

<b>TOTAL PROGRAM COST</b>	<b>\$208,029</b>	<b>\$372,462</b>	<b>\$507,387</b>	<b>\$478,729</b>	<b>\$372,453</b>	<b>-26.6%</b>
---------------------------	------------------	------------------	------------------	------------------	------------------	---------------

**CITY OF LAFAYETTE**  
**2008-2009 FINAL BUDGET**  
**DESCRIPTION**

<b>DEPARTMENT</b>	Vehicle Abatement
<b>FUND</b>	34
<b>PROGRAM</b>	730

**PROGRAM**

This program tracks the expenditures of the program to remove and dispose of abandoned vehicles.

**STAFFING REQUIREMENTS**

	<u>Position Title</u>	<u>Full-Time Equivalent</u>
702	Community Services Officer	25%
	Total Full Time Equivalent	0.25

**ACCOUNT DESCRIPTIONS**

841	Allocated cost of office space rental	\$2,496
	Pro-rata share of City computer equipment	632
		<u>\$3,128</u>
861	Vehicle Towing Charges	\$2,000

**DESCRIPTION OF REVENUES**

	Abandoned Vehicle Fees	\$11,000
	Investment Earnings	300
		<u>\$11,300</u>

<b>PROJECTED ENTERPRISE SURPLUS/(DEFICIT)</b>	<b>(\$17,875)</b>
Transfer from General Fund	16,175
Contribution from Prior Year's Fund Balance	5,410
Projected Ending Fund Balance 6/30/09	\$3,710

**CITY OF LAFAYETTE  
2008-2009 FINAL BUDGET  
EXPENDITURE DETAIL**

DEPARTMENT	Vehicle Abatement
FUND	34
PROGRAM	730

28-Nov-08

		Actual 2005-2006 Expenditures	Actual 2006-2007 Expenditures	Final 2007-2008 Budget	Actual 2007-2008 Expenditures	Final 2008-2009 Budget	Increase Over Budget
<b>PERSONNEL SERVICES</b>							
702	Regular Personnel	\$13,241	\$14,311	\$15,059	\$15,944	\$16,113	7.0%
705	Temporary Personnel	0	0	0	0	0	0.0%
708	Overtime	599	751	0	1,689	0	0.0%
711	Social Security	1,064	1,154	1,152	1,350	1,233	7.0%
714	Worker's Compensation	262	151	376	264	161	-57.2%
721	Fringe Benefits	3,767	4,264	3,915	4,288	4,189	7.0%
	<b>Subtotal PERSONNEL</b>	<b>\$18,933</b>	<b>\$20,631</b>	<b>\$20,503</b>	<b>\$23,536</b>	<b>\$21,697</b>	<b>5.8%</b>

**OPERATIONS AND MAINTENANCE**

741	Office Supplies	\$195	\$91	\$300	\$144	\$300	0.0%
743	Postage	112	91	300	99	300	0.0%
745	Printing & Binding	0	0	200	0	200	0.0%
746	Books & Software	0	0	0	0	0	0.0%
748	Special Departmental Supplies	0	0	0	0	0	0.0%
751	Maintenance of Vehicles	0	0	0	0	0	0.0%
761	Maintenance of Equipment	0	0	250	0	250	0.0%
771	Maintenance of Buildings	0	0	0	0	0	0.0%
781	Maintenance of Right of Way	0	0	0	0	0	0.0%
791	Miscellaneous Expenses Under \$500	206	0	300	0	300	0.0%
801	Utilities-Water	0	0	0	0	0	0.0%
805	Utilities-Sewer	0	0	0	0	0	0.0%
811	Utilities-Gas & Electric	0	0	0	0	0	0.0%
821	Utilities-Telephones	0	0	0	0	0	0.0%
825	Utilities-Garbage Disposal	0	0	0	0	0	0.0%
831	Utilities-Street Lighting	0	0	0	0	0	0.0%
835	Utilities-Traffic Signals	0	0	0	0	0	0.0%
841	Rental Expense	20,514	20,773	20,611	19,898	3,128	-84.8%
843	Training	845	895	1,000	0	1,000	0.0%
850	Contingency	0	0	0	0	0	0.0%
851	Advertising/Legal Notices	0	0	0	0	0	0.0%
853	Community Promotion	0	0	0	0	0	0.0%
861	Contractual Services	2,000	0	2,000	0	2,000	0.0%
861.5	Reimbursable Emergency Response	0	0	0	0	0	0.0%
862	Contract Sheriff Services	0	0	0	0	0	0.0%
866	Contractual-Recreation	0	0	0	0	0	0.0%
881	Premium Payment-Liability	0	0	0	0	0	0.0%
885	Insurance and Surety Bonds	0	0	0	0	0	0.0%
891	Claims Payments	0	0	0	0	0	0.0%
892	Debt Service	0	0	0	0	0	0.0%
896	Insurance Reserve	0	0	0	0	0	0.0%
	<b>Subtotal OP'S AND MAINTENANCE</b>	<b>\$23,872</b>	<b>\$21,851</b>	<b>\$24,961</b>	<b>\$20,141</b>	<b>\$7,478</b>	<b>-70.0%</b>

**CAPITAL OUTLAY**

902	Land	\$0	\$0	\$0	\$0	\$0	0.0%
906	Improvements	0	0	0	0	0	0.0%
907	Equipment	0	0	0	0	0	0.0%
908	Depreciation-Capital Equipment	0	0	0	0	0	0.0%
	<b>Subtotal CAPITAL OUTLAY</b>	<b>\$0</b>	<b>\$0</b>	<b>\$0</b>	<b>\$0</b>	<b>\$0</b>	<b>0.0%</b>

<b>BASE PROGRAM COST</b>	<b>\$42,805</b>	<b>\$42,482</b>	<b>\$45,464</b>	<b>\$43,678</b>	<b>\$29,175</b>	<b>-35.8%</b>
--------------------------	-----------------	-----------------	-----------------	-----------------	-----------------	---------------

<b>TOTAL PROGRAM COST</b>	<b>\$42,805</b>	<b>\$42,482</b>	<b>\$45,464</b>	<b>\$43,678</b>	<b>\$29,175</b>	<b>-35.8%</b>
---------------------------	-----------------	-----------------	-----------------	-----------------	-----------------	---------------

**CITY OF LAFAYETTE**  
**2008-2009 FINAL BUDGET**  
**DESCRIPTION**

**ONE VAN OPTION**

<b>DEPARTMENT</b>	Senior Transportation
<b>FUND</b>	36
<b>PROGRAM</b>	750

**PROGRAM**

Provide transportation options for senior and the disabled in Lafayette, Moraga and Orinda.

**ACCOUNT DESCRIPTIONS**

705	Clerk/Dispatcher (8 hrs/wk, \$15/hr)	\$6,240
	Van Driver (20 hrs/wk, \$15/hr)	15,600
	Transportation Coordinator (30 hrs/wk, \$25/hr)	39,000
		<u>\$60,840</u>
861	Contract Drivers	\$600

**ESTIMATED REVENUES**

Fares @ \$3 per ride	2,640
Fundraisers	3,600
Sponsor	5,700
Grants (TBA)	25,000
Moraga (requested \$25K)	25,000
Orinda (requested \$14.5K)	
East Bay Community Foundation	5,000
	<u>66,940</u>

<b>PROJECTED ENTERPRISE SURPLUS/(DEFICIT)</b>	<b>(\$25,563)</b>
Contribution from Prior Year's Fund Balance	46,846
Transfer from General Fund	25,000
Projected Ending Fund Balance	\$46,283

	FY 06-07	FY 07-08	FY 08-09
Passengers	158	172	300
Total Rides	2,104	2,244	2,760
Total Miles	11,579	10,701	13,200
Total Cost per Passenger	\$360.78	\$320.88	\$308.34
Total Cost per Ride	\$27.09	\$24.54	\$33.52
Total Cost per Mile	\$4.92	\$5.15	\$7.01
General Fund Cost per Passenger	\$158.23	\$145.69	\$83.33
General Fund Cost per Ride	\$11.88	\$11.14	\$9.06
General Fund Cost per Mile	\$2.16	\$2.34	\$1.89

**CITY OF LAFAYETTE  
2008-2009 FINAL BUDGET  
EXPENDITURE DETAIL**

**ONE VAN OPTION**

DEPARTMENT	Senior Transportation
FUND	36
PROGRAM	750

26-Nov-08

		Actual 2005-2006 Expenditures	Actual 2006-2007 Expenditures	Final 2007-2008 Budget	Actual 2007-2008 Expenditures	Final 2008-2009 Budget	Increase Over Budget
<b>PERSONNEL SERVICES</b>							
702	Regular Personnel	\$0	\$0	\$0	\$0	\$0	0.0%
705	Temporary Personnel	3,578	36,487	51,168	39,042	60,840	18.9%
708	Overtime	0	0	0	0	0	0.0%
711	Social Security	106	2,791	3,914	2,987	4,654	18.9%
714	Worker's Compensation	25	366	1,279	586	608	-52.4%
721	Fringe Benefits	0	0	0	0	0	0.0%
	<b>Subtotal PERSONNEL</b>	<b>\$3,710</b>	<b>\$39,644</b>	<b>\$56,362</b>	<b>\$42,614</b>	<b>\$66,103</b>	<b>17.3%</b>

**OPERATIONS AND MAINTENANCE**

741	Office Supplies	\$202	\$720	\$1,200	\$639	\$1,200	0.0%
743	Postage	0	361	420	546	800	90.5%
745	Printing & Binding	0	0	200	523	200	0.0%
746	Books & Software	0	0	0	0	0	0.0%
748	Special Departmental Supplies	197	583	1,000	649	1,000	0.0%
751	Maintenance of Vehicles	266	11,722	17,500	7,303	17,500	0.0%
761	Maintenance of Equipment	0	0	500	167	500	0.0%
771	Maintenance of Buildings	0	0	0	0	0	0.0%
781	Maintenance of Right of Way	0	0	0	0	0	0.0%
791	Miscellaneous Expenses Under \$500	0	0	0	0	0	0.0%
801	Utilities-Water	0	0	0	0	0	0.0%
805	Utilities-Sewer	0	0	0	0	0	0.0%
811	Utilities-Gas & Electric	0	0	0	0	0	0.0%
821	Utilities-Telephones	0	1,095	800	750	800	0.0%
825	Utilities-Garbage Disposal	0	0	0	0	0	0.0%
831	Utilities-Street Lighting	0	0	0	0	0	0.0%
835	Utilities-Traffic Signals	0	0	0	0	0	0.0%
841	Rental Expense	0	0	0	0	0	0.0%
843	Training	0	55	500	425	700	40.0%
850	Contingency	0	0	0	0	0	0.0%
851	Advertising/Legal Notices	0	0	0	0	0	0.0%
853	Community Promotion	823	2,373	3,500	1,117	2,500	-28.6%
861	Contractual Services	1,700	448	600	330	600	0.0%
861.5	Reimbursable Emergency Response	0	0	0	0	0	0.0%
862	Contract Sheriff Services	0	0	0	0	0	0.0%
866	Contractual-Recreation	0	0	0	0	0	0.0%
881	Premium Payment-Liability	0	0	0	0	0	0.0%
885	Insurance and Surety Bonds	0	0	0	0	0	0.0%
891	Claims Payments	0	0	0	0	0	0.0%
892	Debt Service	0	0	0	0	0	0.0%
896	Insurance Reserve	0	0	0	0	0	0.0%
	<b>Subtotal OP'S AND MAINTENANCE</b>	<b>\$3,188</b>	<b>\$17,359</b>	<b>\$26,220</b>	<b>\$12,449</b>	<b>\$25,800</b>	<b>-1.6%</b>

**CAPITAL OUTLAY**

902	Land	\$0	\$0	\$0	\$0	\$0	0.0%
906	Improvements	0	0	0	0	0	0.0%
907	Equipment	0	0	600	0	600	0.0%
908	Depreciation-Capital Equipment	0	0	0	0	0	0.0%
	<b>Subtotal CAPITAL OUTLAY</b>	<b>\$0</b>	<b>\$0</b>	<b>\$600</b>	<b>\$0</b>	<b>\$600</b>	<b>0.0%</b>

<b>BASE PROGRAM COST</b>	<b>\$6,897</b>	<b>\$57,003</b>	<b>\$83,182</b>	<b>\$55,064</b>	<b>\$92,503</b>	<b>11.2%</b>
--------------------------	----------------	-----------------	-----------------	-----------------	-----------------	--------------

<b>TOTAL PROGRAM COST</b>	<b>\$6,897</b>	<b>\$57,003</b>	<b>\$83,182</b>	<b>\$55,064</b>	<b>\$92,503</b>	<b>11.2%</b>
---------------------------	----------------	-----------------	-----------------	-----------------	-----------------	--------------

**CITY OF LAFAYETTE**  
**2008-2009 FINAL BUDGET**  
**DESCRIPTION**

<b>DEPARTMENT</b>	Library Operations
<b>FUND</b>	37
<b>PROGRAM</b>	770

**PROGRAM**

Operate the new Lafayette Library & Learning Center.

**STAFFING REQUIREMENTS**

<u>Position Title</u>	<u>Full-Time Equivalent</u>
702 Building Maintenance Supervisor	0%
Total Full Time Equivalent	

**CITY OF LAFAYETTE  
2008-2009 FINAL BUDGET  
EXPENDITURE DETAIL**

<b>DEPARTMENT</b>	Library Operations
<b>FUND</b>	37
<b>PROGRAM</b>	770

26-Nov-08

		<i>Actual 2005-2006 Expenditures</i>	<i>Actual 2006-2007 Expenditures</i>	<i>Final 2007-2008 Budget</i>	<i>Actual 2007-2008 Expenditures</i>	<i>Final 2008-2009 Budget</i>	<i>Increase Over Budget</i>
<b>PERSONNEL SERVICES</b>							
702	Regular Personnel	\$0	\$0	\$0	\$0	\$0	0.0%
705	Temporary Personnel	0	0	0	0	0	0.0%
708	Overtime	0	0	0	0	0	0.0%
711	Social Security	0	0	0	0	0	0.0%
714	Worker's Compensation	0	0	0	0	0	0.0%
721	Fringe Benefits	0	0	0	0	0	0.0%
<b>Subtotal PERSONNEL</b>		<b>\$0</b>	<b>\$0</b>	<b>\$0</b>	<b>\$0</b>	<b>\$0</b>	<b>0.0%</b>

**OPERATIONS AND MAINTENANCE**


741	Office Supplies	\$0	\$0	\$0	\$0	\$0	0.0%
743	Postage	0	0	0	0	0	0.0%
745	Printing & Binding	0	0	0	0	0	0.0%
746	Books & Software	0	0	0	0	0	0.0%
748	Special Departmental Supplies	0	0	0	0	0	0.0%
751	Maintenance of Vehicles	0	0	0	0	0	0.0%
761	Maintenance of Equipment	0	0	0	0	0	0.0%
771	Maintenance of Buildings	0	0	0	0	0	0.0%
781	Maintenance of Right of Way	0	0	0	0	0	0.0%
791	Miscellaneous Expenses Under \$500	0	0	0	0	0	0.0%
801	Utilities-Water	0	0	0	0	0	0.0%
805	Utilities-Sewer	0	0	0	0	0	0.0%
811	Utilities-Gas & Electric	0	0	0	0	0	0.0%
821	Utilities-Telephones	0	0	0	0	0	0.0%
825	Utilities-Garbage Disposal	0	0	0	0	0	0.0%
831	Utilities-Street Lighting	0	0	0	0	0	0.0%
835	Utilities-Traffic Signals	0	0	0	0	0	0.0%
841	Rental Expense	0	0	0	0	0	0.0%
843	Training	0	0	0	0	0	0.0%
850	Contingency	0	0	0	0	0	0.0%
851	Advertising/Legal Notices	0	0	0	0	0	0.0%
853	Community Promotion	0	0	0	0	114,900	N/A
861	Contractual Services	0	0	0	0	0	0.0%
861.5	Reimbursable Emergency Response	0	0	0	0	0	0.0%
862	Contract Sheriff Services	0	0	0	0	0	0.0%
866	Contractual-Recreation	0	0	0	0	0	0.0%
881	Premium Payment-Liability	0	0	0	0	0	0.0%
885	Insurance and Surety Bonds	0	0	0	0	0	0.0%
891	Claims Payments	0	0	0	0	0	0.0%
892	Debt Service	0	0	0	0	0	0.0%
896	Insurance Reserve	0	0	0	0	0	0.0%
<b>Subtotal OP'S AND MAINTENANCE</b>		<b>\$0</b>	<b>\$0</b>	<b>\$0</b>	<b>\$0</b>	<b>\$114,900</b>	<b>N/A</b>


**CAPITAL OUTLAY**

902	Land	\$0	\$0	\$0	\$0	\$0	0.0%
906	Improvements	0	0	0	0	0	0.0%
907	Equipment	0	0	0	0	0	0.0%
908	Depreciation-Capital Equipment	0	0	0	0	0	0.0%
<b>Subtotal CAPITAL OUTLAY</b>		<b>\$0</b>	<b>\$0</b>	<b>\$0</b>	<b>\$0</b>	<b>\$0</b>	<b>0.0%</b>


<b>BASE PROGRAM COST</b>	<b>\$0</b>	<b>\$0</b>	<b>\$0</b>	<b>\$0</b>	<b>\$114,900</b>	<b>N/A</b>
--------------------------	------------	------------	------------	------------	------------------	------------


<b>TOTAL PROGRAM COST</b>	<b>\$0</b>	<b>\$0</b>	<b>\$0</b>	<b>\$0</b>	<b>\$114,900</b>	<b>N/A</b>
---------------------------	------------	------------	------------	------------	------------------	------------





# **Assessment District Expenditures**





**CITY OF LAFAYETTE**  
**2008-2009 FINAL BUDGET**  
**DESCRIPTION**

<b>DEPARTMENT</b>	Street Lighting
<b>FUND</b>	51
<b>PROGRAM</b>	800

**PROGRAM**

This budget provides funds through a maintenance district assessment process to maintain 82 street lights in eleven zones. The budget expense for street lights is not distributed by zone, since the assessments are not based on this budget but rather on the rates charged by PG&E. Property assessments are collected and distributed to the City by the County.

**ACCOUNT DESCRIPTIONS**

831 There are eleven street lighting zones. They are grouped onto equal benefits for assessment purposes only.

- Zones 1,2,3,5,6,8 and 10 have 45 lights and are billed at the same monthly rate of \$10.00
- Zone 4 has four lights at \$10.00 per month
- Zone 7 has one light at \$10.00 per month
- Zone 9 has twenty lights at \$10.00 per month
- Zone 11 has eleven lights at \$10.00 per month
- Zone 12 has one light at \$10.00 per month

**ACCOUNT DESCRIPTIONS**

861 Professional Services for annual assessment district \$2,200

**ESTIMATED YEAR END FUND BALANCE**

Contribution from Prior Year's Fund Balance	\$109,993
Revenues and Interest Earnings	\$19,500
Expenditures	(14,700)
<b>ESTIMATED YEAR END BALANCE</b>	<b>\$114,793</b>

**CITY OF LAFAYETTE  
2008-2009 FINAL BUDGET  
EXPENDITURE DETAIL**

DEPARTMENT	Street Lighting
FUND	51
PROGRAM	800

26-Nov-08

PERSONNEL SERVICES		Actual 2005-2006 Expenditures	Actual 2006-2007 Expenditures	Final 2007-2008 Budget	Actual 2007-2008 Expenditures	Final 2008-2009 Budget	Increase Over Budget
702	Regular Personnel	\$0	\$0	\$0	\$0	\$0	0.0%
705	Temporary Personnel	0	0	0	0	0	0.0%
708	Overtime	0	0	0	0	0	0.0%
711	Social Security	0	0	0	0	0	0.0%
714	Worker's Compensation	0	0	0	0	0	0.0%
721	Fringe Benefits	0	0	0	0	0	0.0%
<b>Subtotal PERSONNEL</b>		<b>\$0</b>	<b>\$0</b>	<b>\$0</b>	<b>\$0</b>	<b>\$0</b>	<b>0.0%</b>

**OPERATIONS AND MAINTENANCE**

741	Office Supplies	\$35	\$0	\$0	\$0	\$0	0.0%
743	Postage	45	60	0	0	0	0.0%
745	Printing & Binding	0	0	0	0	0	0.0%
746	Books & Software	0	0	0	0	0	0.0%
748	Special Departmental Supplies	0	0	0	0	0	0.0%
751	Maintenance of Vehicles	0	0	0	0	0	0.0%
761	Maintenance of Equipment	0	0	0	0	0	0.0%
771	Maintenance of Buildings	0	0	0	0	0	0.0%
781	Maintenance of Right of Way	0	0	0	0	0	0.0%
791	Miscellaneous Expenses Under \$500	0	0	0	0	0	0.0%
801	Utilities-Water	0	0	0	0	0	0.0%
805	Utilities-Sewer	0	0	0	0	0	0.0%
811	Utilities-Gas & Electric	0	0	0	0	0	0.0%
821	Utilities-Telephones	0	0	0	0	0	0.0%
825	Utilities-Garbage Disposal	0	0	0	0	0	0.0%
831	Utilities-Street Lighting	11,933	12,069	14,150	11,869	12,500	-11.7%
835	Utilities-Traffic Signals	0	0	0	0	0	0.0%
841	Rental Expense	0	0	0	0	0	0.0%
843	Training	0	0	0	0	0	0.0%
850	Contingency	0	0	0	0	0	0.0%
851	Advertising/Legal Notices	30	0	0	0	0	0.0%
853	Community Promotion	0	0	0	0	0	0.0%
861	Contractual Services	4,276	1,087	10,000	1,786	2,200	-78.0%
861.5	Reimbursable Emergency Response	0	0	0	0	0	0.0%
862	Contract Sheriff Services	0	0	0	0	0	0.0%
866	Contractual-Recreation	0	0	0	0	0	0.0%
881	Premium Payment-Liability	0	0	0	0	0	0.0%
885	Insurance and Surety Bonds	0	0	0	0	0	0.0%
891	Claims Payments	0	0	0	0	0	0.0%
892	Debt Service	0	0	0	0	0	0.0%
896	Insurance Reserve	0	0	0	0	0	0.0%
<b>Subtotal OP'S AND MAINTENANCE</b>		<b>\$16,319</b>	<b>\$13,216</b>	<b>\$24,150</b>	<b>\$13,655</b>	<b>\$14,700</b>	<b>-39.1%</b>

**CAPITAL OUTLAY**

902	Land	\$0	\$0	\$0	\$0	\$0	0.0%
906	Improvements	0	0	0	0	0	0.0%
907	Equipment	0	0	0	0	0	0.0%
908	Depreciation-Capital Equipment	0	0	0	0	0	0.0%
<b>Subtotal CAPITAL OUTLAY</b>		<b>\$0</b>	<b>\$0</b>	<b>\$0</b>	<b>\$0</b>	<b>\$0</b>	<b>0.0%</b>

<b>BASE PROGRAM COST</b>	<b>\$16,319</b>	<b>\$13,216</b>	<b>\$24,150</b>	<b>\$13,655</b>	<b>\$14,700</b>	<b>-39.1%</b>
--------------------------	-----------------	-----------------	-----------------	-----------------	-----------------	---------------

<b>TOTAL PROGRAM COST</b>	<b>\$16,319</b>	<b>\$13,216</b>	<b>\$24,150</b>	<b>\$13,655</b>	<b>\$14,700</b>	<b>-39.1%</b>
---------------------------	-----------------	-----------------	-----------------	-----------------	-----------------	---------------

**CITY OF LAFAYETTE**  
**2008-2009 FINAL BUDGET**  
**DESCRIPTION**

<b>DEPARTMENT</b>	Core Area Maintenance
<b>FUND</b>	52
<b>PROGRAM</b>	810

**PROGRAM**

The Core Area Maintenance District was formed to provide landscaping, street lighting, and general maintenance improvements. An assessment based on a benefit formula is levied against each parcel within the District for the maintenance provided.

**WORKPLAN**

- Accomplish maintenance, repairs, and improvements within the District in accordance with the guidelines of the Master Plan.
- Maintain park facilities within the Core Area.
- Develop and systematically implement a program to upgrade landscape and irrigation systems in the Core Area.
- Implement rotational tree pruning program.
- Maintain newly landscaped medians.
- Repair decorative brick pavers and repair sidewalk, curb, and gutter as needed.
- Implement final phases of Master Landscaping Plan as developed.

**STAFFING REQUIREMENTS**

Position Title	Full-Time Equivalent
702 Public-Works Services Manager	15%
Administrative Analyst	15%
<b>Total Full Time Equivalent</b>	<b>0.30</b>

**ACCOUNT DESCRIPTIONS**

841 Pro-rata share of City computer equipment	\$759
853 Seasonal Pole Banners	\$27,500

PUBLIC WORKS CONTRACT DETAIL		<i>Actual 2005-2006 Expenditures</i>	<i>Actual 2006-2007 Expenditures</i>	<i>Final 2007-2008 Budget</i>	<i>Actual 2007-2008 Expenditures</i>	<i>Final 2008-2009 Budget</i>	<i>Increase Over Budget</i>
861.01	MCE Hourly	\$38,696	\$48,341	\$48,072	\$49,828	\$48,000	24.2%
861.06	Community Events	13,993	18,031	15,665	13,262	16,370	11.9%
861.08	Curb & Gutter Repairs	0	4,550	5,885	0	-	N/A
861.12	Holiday Twinkle Lights	8,844	8,817	21,644	25,344	9,190	144.7%
861.18	Irrigation Repairs	26,452	41,001	31,308	29,595	28,240	18.4%
861.19	Landscape Maintenance	102,497	107,642	118,655	84,502	100,780	15.8%
861.28	Sidewalk Repairs	13,837	701	20,147	0	20,900	45.6%
861.31	Safety Requirements/Compliance	0	0	0	0	1,500	0.0%
861.42	Tree Maintenance	17,898	17,258	14,982	18,872	15,560	-16.3%
861.43	Weed Control (manual)	0	4,273	2,596	1,313	2,720	N/A
861.44	Weed Control (spraying)	0	900	578	0	610	N/A
861.45	Unanticipated Repairs	5,599	8,275	7,583	10,845	7,930	35.4%
861.46	Professional Services	16,029	23,645	23,934	125	15,680	49.3%
861.47	Street Light / Parking Light Repair	6,832	40,373	31,856	13,005	23,230	366.3%
	<b>Subtotal</b>	<b>\$250,677</b>	<b>\$323,806</b>	<b>\$342,905</b>	<b>\$246,691</b>	<b>\$290,710</b>	<b>36.8%</b>

**ESTIMATED YEAR END FUND BALANCE**

Contribution from Prior Year's Fund Balance	\$466,624
Revenue from Assessments and Interest Earnings	228,500
Expenditures	(455,823)
Sinking/Reserve for street light replacement	(300,000)
Transfer from General Fund	225,000
<b>ESTIMATED YEAR END BALANCE</b>	<b>\$164,301</b>

**CITY OF LAFAYETTE  
2008-2009 FINAL BUDGET  
EXPENDITURE DETAIL**

DEPARTMENT	Core Area Maintenance
FUND	52
PROGRAM	810

26 Nov 08

PERSONNEL SERVICES		Actual 2005-2006 Expenditures	Actual 2006-2007 Expenditures	Final 2007-2008 Budget	Actual 2007-2008 Expenditures	Final 2008-2009 Budget	Increase Over Budget
702	Regular Personnel	\$23,347	\$26,492	\$29,696	\$29,861	\$31,775	7.0%
705	Temporary Personnel	0	0	0	0	0	0.0%
708	Overtime	0	0	0	0	0	0.0%
711	Social Security	1,900	2,036	2,272	2,254	2,431	7.0%
714	Worker's Compensation	444	266	742	448	318	-57.2%
721	Fringe Benefits	6,313	6,931	7,721	8,666	8,261	7.0%
<b>Subtotal PERSONNEL</b>		<b>\$32,003</b>	<b>\$35,725</b>	<b>\$40,431</b>	<b>\$41,228</b>	<b>\$42,785</b>	<b>5.8%</b>

**OPERATIONS AND MAINTENANCE**

741	Office Supplies	\$211	\$63	\$217	\$104	\$230	6.0%
743	Postage	342	227	523	173	550	5.2%
745	Printing & Binding	0	0	0	0	0	0.0%
746	Books & Software	0	0	0	0	0	0.0%
748	Special Departmental Supplies	25,508	22,708	28,766	8,612	21,640	-24.8%
751	Maintenance of Vehicles	0	0	0	3,424	0	0.0%
761	Maintenance of Equipment	4,094	5,432	4,292	0	4,490	4.6%
771	Maintenance of Buildings	0	0	0	0	0	0.0%
781	Maintenance of Right of Way	0	0	0	0	0	0.0%
791	Miscellaneous Expenses Under \$500	0	0	0	0	0	0.0%
801	Utilities-Water	18,017	23,150	25,843	28,652	28,809	11.5%
805	Utilities-Sewer	0	0	0	0	0	0.0%
811	Utilities-Gas & Electric	517	542	579	620	620	7.1%
821	Utilities-Telephones	0	0	0	0	0	0.0%
825	Utilities-Garbage Disposal	0	0	0	0	0	0.0%
831	Utilities-Street Lighting	34,231	39,034	38,690	26,780	37,490	-3.1%
835	Utilities-Traffic Signals	0	0	0	0	0	0.0%
841	Rental Expense	1,033	980	782	842	759	-3.0%
843	Training	0	0	0	0	0	0.0%
850	Contingency	0	0	0	0	0	0.0%
851	Advertising/Legal Notices	97	0	227	205	240	5.7%
853	Community Promotion	0	15,304	26,400	22,433	27,500	4.2%
861	Contractual Services	250,677	323,806	342,905	246,691	290,710	-15.2%
861.5	Reimbursable Emergency Response	0	0	0	0	0	0.0%
862	Contract Sheriff Services	0	0	0	0	0	0.0%
866	Contractual-Recreation	0	0	0	0	0	0.0%
881	Premium Payment-Liability	0	0	0	0	0	0.0%
885	Insurance and Surety Bonds	0	0	0	0	0	0.0%
891	Claims Payments	0	0	0	0	0	0.0%
892	Debt Service	0	0	0	0	0	0.0%
896	Insurance Reserve	0	0	0	0	0	0.0%
<b>Subtotal OP'S AND MAINTENANCE</b>		<b>\$334,727</b>	<b>\$431,246</b>	<b>\$469,224</b>	<b>\$338,537</b>	<b>\$413,038</b>	<b>-12.0%</b>

**CAPITAL OUTLAY**

902	Land	\$0	\$0	\$0	\$0	\$0	0.0%
906	Improvements	0	0	0	0	0	0.0%
907	Equipment	0	0	0	0	0	0.0%
908	Depreciation-Capital Equipment	0	0	0	0	0	0.0%
<b>Subtotal CAPITAL OUTLAY</b>		<b>\$0</b>	<b>\$0</b>	<b>\$0</b>	<b>\$0</b>	<b>\$0</b>	<b>0.0%</b>

<b>BASE PROGRAM COST</b>	<b>\$366,731</b>	<b>\$466,971</b>	<b>\$509,656</b>	<b>\$379,765</b>	<b>\$455,823</b>	<b>-10.6%</b>
--------------------------	------------------	------------------	------------------	------------------	------------------	---------------

<b>TOTAL PROGRAM COST</b>	<b>\$366,731</b>	<b>\$466,971</b>	<b>\$509,656</b>	<b>\$379,765</b>	<b>\$455,823</b>	<b>-10.6%</b>
---------------------------	------------------	------------------	------------------	------------------	------------------	---------------

**CITY OF LAFAYETTE**  
**2008-2009 FINAL BUDGET**  
**DESCRIPTION**

DEPARTMENT	Stormwater Pollution
FUND	53
PROGRAM	820

**PROGRAM**

This program tracks costs associated with stormwater pollution control programs.

**WORKPLAN**

- Comply with Federal and State mandated program requirements. Administer the stormwater pollution ordinance.
- Administer and upgrade program to meet requirements for storm water run-off quality and pollutant elimination.
- Provide public education program including the funding of one issue of Vistas.
- Comply with Grizzly Creek restoration project Federal maintenance requirements.
- Implement the creek abatement ordinance.
- Provide appropriate staff assistance to the Creeks Committee.

**STAFFING REQUIREMENTS**

Position Title	Full-Time Equivalent
702 Engineering Services Manager	10%
Community Development Director	5%
Public Works Services Manager	20%
Administrative Analyst	55%
Administrative Assistant - Engineering	5%
<b>Total Full Time Equivalent</b>	<b>0.95</b>

**ACCOUNT DESCRIPTIONS**

841 Allocated cost of office space rental	\$1,997	907 Street Sweeper	\$35,000
Pro-rata share of City computer equipment	\$2,403		
	\$4,399		
853 Creeks Committee operations	\$2,500		
Public education/information (sponsor partial issue of Lafayette Vistas)	7,080		
	\$9,580		

PUBLIC WORKS CONTRACT DETAIL		Actual 2005-2006 Expenditures	Actual 2006-2007 Expenditures	Final 2007-2008 Budget	Actual 2007-2008 Expenditures	Final 2008-2009 Budget	Increase Over Budget
861.01	MCE Hourly	\$24,702	\$28,317	\$27,135	\$27,059	\$29,440	9.8%
861.04	Catch Basin Cleaning & Inspection	4,352	6,561	8,200	8,862	9,010	88.4%
861.10	Litter Removal	11,772	-	16,922	1,418	17,710	43.7%
861.11	Detention Pond Cleaning	5,866	4,927	7,005	16,519	7,250	19.4%
861.30	Storm Patrol & Cleanup	46,269	44,283	51,395	37,866	53,710	11.1%
861.31	Safety Requirements / Compliance	-	-	-	0	1,500	0.0%
861.32	Storm Drain Inspection (visual)	36	2,706	1,154	796	1,200	3105.6%
861.33	Storm Drain Inspection (video)	370	1,482	3,025	0	2,090	717.6%
861.37	Storm Drain Cleaning (mechanical)	40,193	35,901	34,547	44,467	35,770	-14.0%
861.38	Street Sweeping	64,495	68,027	69,520	66,236	68,420	7.8%
861.45	Unanticipated Repairs & Maintenance	1,357	12,906	6,105	8,412	6,340	349.9%
861.46	Professional Services	12,045	4,444	25,378	8,664	18,800	110.7%
	<b>Subtotal</b>	<b>\$211,457</b>	<b>\$209,554</b>	<b>\$250,386</b>	<b>\$220,299</b>	<b>\$251,240</b>	<b>18.4%</b>

\*Includes consultant for NPDES

**ESTIMATED YEAR END FUND BALANCE**

Contribution from Prior Year's Fund Balance	\$340,080
Revenue from Assessments and Interest Earnings	418,000
Expenditures	(452,455)
<b>ESTIMATED YEAR END BALANCE</b>	<b>\$305,625</b>

**CITY OF LAFAYETTE  
2008-2009 FINAL BUDGET  
EXPENDITURE DETAIL**

<b>DEPARTMENT</b>	Stormwater Pollution
<b>FUND</b>	53
<b>PROGRAM</b>	820

26-Nov-08

		<i>Actual 2005-2006 Expenditures</i>	<i>Actual 2006-2007 Expenditures</i>	<i>Final 2007-2008 Budget</i>	<i>Actual 2007-2008 Expenditures</i>	<i>Final 2008-2009 Budget</i>	<i>Increase Over Budget</i>
<b>PERSONNEL SERVICES</b>							
702	Regular Personnel	\$98,232	\$109,202	\$88,376	\$97,621	\$94,562	7.0%
705	Temporary Personnel	0	0	0	1,351	0	0.0%
708	Overtime	0	10	0	67	0	0.0%
711	Social Security	7,480	8,195	6,761	7,391	7,234	7.0%
714	Worker's Compensation	1,866	1,096	2,209	1,485	946	-57.2%
721	Fringe Benefits	28,485	31,656	22,978	40,101	24,586	7.0%
<b>Subtotal PERSONNEL</b>		<b>\$136,063</b>	<b>\$150,159</b>	<b>\$120,324</b>	<b>\$148,016</b>	<b>\$127,328</b>	<b>5.8%</b>

**OPERATIONS AND MAINTENANCE**


741	Office Supplies	\$134	\$295	\$276	\$133	\$313	13.4%
743	Postage	603	836	1,656	741	1,874	13.2%
745	Printing & Binding	173	655	1,080	0	1,130	4.6%
746	Books & Software	0	0	0	0	0	0.0%
748	Special Departmental Supplies	3,295	2,864	2,956	5,340	3,090	4.5%
751	Maintenance of Vehicles	0	0	0	0	0	0.0%
761	Maintenance of Equipment	0	0	0	0	0	0.0%
771	Maintenance of Buildings	0	0	0	0	0	0.0%
781	Maintenance of Right of Way	0	0	0	0	0	0.0%
791	Miscellaneous Expenses Under \$500	0	0	0	0	0	0.0%
801	Utilities-Water	0	0	0	0	0	0.0%
805	Utilities-Sewer	0	0	0	0	0	0.0%
811	Utilities-Gas & Electric	0	0	0	0	0	0.0%
821	Utilities-Telephones	0	0	0	0	0	0.0%
825	Utilities-Garbage Disposal	0	0	0	0	0	0.0%
831	Utilities-Street Lighting	0	0	0	0	0	0.0%
835	Utilities-Traffic Signals	0	0	0	0	0	0.0%
841	Rental Expense	11,260	11,125	8,865	10,217	4,399	-50.4%
843	Training	303	956	1,200	2,074	1,950	62.5%
850	Contingency	0	0	0	0	0	0.0%
851	Advertising/Legal Notices	0	0	0	0	0	0.0%
853	Community Promotion	608	1,495	9,171	100	9,580	4.5%
861	Contractual Services	211,457	226,140	250,386	220,299	251,240	0.3%
861.5	Reimbursable Emergency Response	0	0	15,840	284	16,550	4.5%
862	Contract Sheriff Services	0	0	0	0	0	0.0%
866	Contractual-Recreation	0	0	0	0	0	0.0%
881	Premium Payment-Liability	0	0	0	0	0	0.0%
885	Insurance and Surety Bonds	0	0	0	0	0	0.0%
891	Claims Payments	0	0	0	0	0	0.0%
892	Debt Service	0	0	0	0	0	0.0%
896	Insurance Reserve	0	0	0	0	0	0.0%
<b>Subtotal OP'S AND MAINTENANCE</b>		<b>\$227,833</b>	<b>\$244,366</b>	<b>\$291,430</b>	<b>\$239,187</b>	<b>\$290,126</b>	<b>-0.4%</b>


**CAPITAL OUTLAY**

902	Land	\$0	\$0	\$0	\$0	\$0	0.0%
906	Improvements	0	0	0	0	0	0.0%
907	Equipment	0	28,044	35,000	542	35,000	0.0%
908	Depreciation-Capital Equipment	0	0	0	0	0	0.0%
<b>Subtotal CAPITAL OUTLAY</b>		<b>\$0</b>	<b>\$28,044</b>	<b>\$35,000</b>	<b>\$542</b>	<b>\$35,000</b>	<b>0.0%</b>


<b>BASE PROGRAM COST</b>	<b>\$363,896</b>	<b>\$422,568</b>	<b>\$446,754</b>	<b>\$387,745</b>	<b>\$452,455</b>	<b>1.3%</b>
--------------------------	------------------	------------------	------------------	------------------	------------------	-------------


<b>TOTAL PROGRAM COST</b>	<b>\$363,896</b>	<b>\$422,568</b>	<b>\$446,754</b>	<b>\$387,745</b>	<b>\$452,455</b>	<b>1.3%</b>
---------------------------	------------------	------------------	------------------	------------------	------------------	-------------





# **Governmental Fund Expenditures**





**CITY OF LAFAYETTE**  
**2008-2009 FINAL BUDGET**  
**DESCRIPTION**

<b>DEPARTMENT</b>	Meas. C Return-to-Source
<b>FUND</b>	72
<b>PROGRAM</b>	910

**PROGRAM**

This program is used to track and analyze Measure C transportation issues and report to Council.

**STAFFING REQUIREMENTS**

<u>Position Title</u>	<u>Full-Time Equivalent</u>
702 Engineering Services Manager	5%
Community Development Director	5%
Transportation Planner	50%
Total Full Time Equivalent	0.60

**ACCOUNT DESCRIPTIONS**

841 Allocated cost of office space rental	\$5,990
Pro-rata share of City computer equipment	1,517
	<u>\$7,507</u>
861 Consulting services for Measure C checklist monitoring	\$5,000
Administrative & staffing consultant for SWAT (City share)	13,000
	<u>\$18,000</u>

**REVENUE**

Measure C Return-to-Source	\$393,000
----------------------------	-----------

**CITY OF LAFAYETTE  
2008-2009 FINAL BUDGET  
EXPENDITURE DETAIL**

DEPARTMENT	Meas. C Return-to-Source
FUND	72
PROGRAM	910

26-Nov-08

	Actual 2005-2006 Expenditures	Actual 2006-2007 Expenditures	Final 2007-2008 Budget	Actual 2007-2008 Expenditures	Final 2008-2009 Budget	Increase Over Budget
<b>PERSONNEL SERVICES</b>						
702 Regular Personnel	\$49,511	\$53,111	\$53,111	\$57,605	\$64,264	21.0%
705 Temporary Personnel	0	0	0	0	0	0.0%
708 Overtime	0	0	0	0	0	0.0%
711 Social Security	3,757	4,030	4,063	4,365	4,916	21.0%
714 Worker's Compensation	940	533	1,328	864	643	-51.6%
721 Fringe Benefits	12,379	13,539	13,809	16,960	16,709	21.0%
<b>Subtotal PERSONNEL</b>	<b>\$66,586</b>	<b>\$71,213</b>	<b>\$72,310</b>	<b>\$79,793</b>	<b>\$86,532</b>	<b>19.7%</b>

**OPERATIONS AND MAINTENANCE**

741 Office Supplies	\$274	\$253	\$828	\$398	\$939	13.4%
743 Postage	54	65	174	57	197	13.2%
745 Printing & Binding	0	0	0	0	0	0.0%
746 Books & Software	0	0	0	0	0	0.0%
748 Special Departmental Supplies	0	0	0	0	0	0.0%
751 Maintenance of Vehicles	0	0	0	0	0	0.0%
761 Maintenance of Equipment	0	0	0	0	0	0.0%
771 Maintenance of Buildings	0	0	0	0	0	0.0%
781 Maintenance of Right of Way	0	0	0	0	0	0.0%
791 Miscellaneous Expenses Under \$500	0	0	0	0	0	0.0%
801 Utilities-Water	0	0	0	0	0	0.0%
805 Utilities-Sewer	0	0	0	0	0	0.0%
811 Utilities-Gas & Electric	0	0	0	0	0	0.0%
821 Utilities-Telephones	0	0	0	0	0	0.0%
825 Utilities-Garbage Disposal	0	0	0	0	0	0.0%
831 Utilities-Street Lighting	0	0	0	0	0	0.0%
835 Utilities-Traffic Signals	0	0	0	0	0	0.0%
841 Rental Expense	6,601	6,617	7,039	6,248	7,507	6.6%
843 Training	0	0	0	0	0	0.0%
850 Contingency	0	0	0	0	0	0.0%
851 Advertising/Legal Notices	0	0	0	0	0	0.0%
853 Community Promotion	0	0	0	0	0	0.0%
861 Contractual Services	15,653	6,064	15,000	6,416	18,000	20.0%
861.5 Reimbursable Emergency Response	0	0	0	0	0	0.0%
862 Contract Sheriff Services	0	0	0	0	0	0.0%
866 Contractual-Recreation	0	0	0	0	0	0.0%
881 Premium Payment-Liability	0	0	0	0	0	0.0%
885 Insurance and Surety Bonds	0	0	0	0	0	0.0%
891 Claims Payments	0	0	0	0	0	0.0%
892 Debt Service	0	0	0	0	0	0.0%
896 Insurance Reserve	0	0	0	0	0	0.0%
<b>Subtotal OP'S AND MAINTENANCE</b>	<b>\$22,582</b>	<b>\$13,000</b>	<b>\$23,042</b>	<b>\$13,120</b>	<b>\$26,643</b>	<b>15.6%</b>

**CAPITAL OUTLAY**

902 Land	\$0	\$0	\$0	\$0	\$0	0.0%
906 Improvements	0	0	0	0	0	0.0%
907 Equipment	0	0	0	0	0	0.0%
908 Depreciation-Capital Equipment	0	0	0	0	0	0.0%
<b>Subtotal CAPITAL OUTLAY</b>	<b>\$0</b>	<b>\$0</b>	<b>\$0</b>	<b>\$0</b>	<b>\$0</b>	<b>0.0%</b>

<b>BASE PROGRAM COST</b>	<b>\$89,168</b>	<b>\$84,212</b>	<b>\$95,352</b>	<b>\$92,913</b>	<b>\$113,175</b>	<b>18.7%</b>
--------------------------	-----------------	-----------------	-----------------	-----------------	------------------	--------------

<b>TOTAL PROGRAM COST</b>	<b>\$89,168</b>	<b>\$84,212</b>	<b>\$95,352</b>	<b>\$92,913</b>	<b>\$113,175</b>	<b>18.7%</b>
---------------------------	-----------------	-----------------	-----------------	-----------------	------------------	--------------

**CITY OF LAFAYETTE**  
**2008-2009 FINAL BUDGET**  
**DESCRIPTION**

<b>DEPARTMENT</b>	Supp. Law Enf. Services
<b>FUND</b>	73
<b>PROGRAM</b>	920

**PROGRAM**

This program provides supplemental law enforcement services to the City through funding provided by A.B. 3229. This bill was enacted in 1995-96 and appropriates \$100 million from the State's general fund. The city is required to use the revenue to provide front line municipal police services. The funds shall be appropriated only after the City Council has held a public hearing to consider options for disbursing the funds. Funding must be considered separate and apart from the general fund budget process.

**WORKPLAN**

- This program funds the City's bicycle /traffic enforcement officer and an additional police officer. Approximately 30% of the funding is provided by the

**ACCOUNT DESCRIPTIONS**

<b>POLICE CONTRACT DETAIL</b>		<i>Actual 2005-2006 Expenditures</i>	<i>Actual 2006-2007 Expenditures</i>	<i>Final 2007-2008 Budget</i>	<i>Actual 2007-2008 Expenditures</i>	<i>Final 2008-2009 Budget</i>	<i>Percent Increase</i>
862.1	Officers	\$342,196	\$372,649	\$358,356	\$358,356	\$374,015	4.4%
862.6	Services/Supply	3,000	3,000	3,000	\$3,000	3,000	0.0%
862.7	Communications	16,122	16,122	16,122	\$16,122	11,716	-27.3%
862.8	Liability Insurance	4,200	4,340	4,340	\$4,340	4,340	0.0%
	Subtotal	\$365,518	\$396,111	\$381,818	\$381,818	\$393,071	2.9%

**REVENUE**

COPS AB3229	\$100,000
Transfer from General Fund	293,071
<b>TOTAL</b>	<b>\$393,071</b>

**CITY OF LAFAYETTE  
2008-2009 FINAL BUDGET  
EXPENDITURE DETAIL**

DEPARTMENT	Supp. Law Enf. Services
FUND	73
PROGRAM	920

28-Nov-08

		Actual 2005-2006 Expenditures	Actual 2006-2007 Expenditures	Final 2007-2008 Budget	Actual 2007-2008 Expenditures	Final 2008-2009 Budget	Increase Over Budget
<b>PERSONNEL SERVICES</b>							
702	Regular Personnel	\$0	\$0	\$0	\$0	\$0	0.0%
705	Temporary Personnel	0	0	0	0	0	0.0%
708	Overtime	0	0	0	0	0	0.0%
711	Social Security	0	0	0	0	0	0.0%
714	Worker's Compensation	0	0	0	0	0	0.0%
721	Fringe Benefits	0	0	0	0	0	0.0%
<b>Subtotal PERSONNEL</b>		<b>\$0</b>	<b>\$0</b>	<b>\$0</b>	<b>\$0</b>	<b>\$0</b>	<b>0.0%</b>

**OPERATIONS AND MAINTENANCE**

741	Office Supplies	\$0	\$0	\$0	\$0	\$0	0.0%
743	Postage	0	0	0	0	0	0.0%
745	Printing & Binding	0	0	0	0	0	0.0%
746	Books & Software	0	0	0	0	0	0.0%
748	Special Departmental Supplies	0	0	0	0	0	0.0%
751	Maintenance of Vehicles	0	0	0	0	0	0.0%
761	Maintenance of Equipment	0	0	0	0	0	0.0%
771	Maintenance of Buildings	0	0	0	0	0	0.0%
781	Maintenance of Right of Way	0	0	0	0	0	0.0%
791	Miscellaneous Expenses Under \$500	0	0	0	0	0	0.0%
801	Utilities-Water	0	0	0	0	0	0.0%
805	Utilities-Sewer	0	0	0	0	0	0.0%
811	Utilities-Gas & Electric	0	0	0	0	0	0.0%
821	Utilities-Telephones	0	0	0	0	0	0.0%
825	Utilities-Garbage Disposal	0	0	0	0	0	0.0%
831	Utilities-Street Lighting	0	0	0	0	0	0.0%
835	Utilities-Traffic Signals	0	0	0	0	0	0.0%
841	Rental Expense	0	0	0	0	0	0.0%
843	Training	0	0	0	0	0	0.0%
850	Contingency	0	0	0	0	0	0.0%
851	Advertising/Legal Notices	0	0	0	0	0	0.0%
853	Community Promotion	0	0	0	0	0	0.0%
861	Contractual Services	0	0	0	0	0	0.0%
861.5	Reimbursable Emergency Response	0	0	0	0	0	0.0%
862	Contract Sheriff Services	365,518	396,113	381,818	381,818	393,071	2.9%
866	Contractual-Recreation	0	0	0	0	0	0.0%
881	Premium Payment-Liability	0	0	0	0	0	0.0%
885	Insurance and Surety Bonds	0	0	0	0	0	0.0%
891	Claims Payments	0	0	0	0	0	0.0%
892	Debt Service	0	0	0	0	0	0.0%
896	Insurance Reserve	0	0	0	0	0	0.0%
<b>Subtotal OP'S AND MAINTENANCE</b>		<b>\$365,518</b>	<b>\$396,113</b>	<b>\$381,818</b>	<b>\$381,818</b>	<b>\$393,071</b>	<b>2.9%</b>

**CAPITAL OUTLAY**

902	Land	\$0	\$0	\$0	\$0	\$0	0.0%
906	Improvements	0	0	0	0	0	0.0%
907	Equipment	0	0	0	0	0	0.0%
908	Depreciation-Capital Equipment	0	0	0	0	0	0.0%
<b>Subtotal CAPITAL OUTLAY</b>		<b>\$0</b>	<b>\$0</b>	<b>\$0</b>	<b>\$0</b>	<b>\$0</b>	<b>0.0%</b>

<b>BASE PROGRAM COST</b>	<b>\$365,518</b>	<b>\$396,113</b>	<b>\$381,818</b>	<b>\$381,818</b>	<b>\$393,071</b>	<b>2.9%</b>
--------------------------	------------------	------------------	------------------	------------------	------------------	-------------

<b>TOTAL PROGRAM COST</b>	<b>\$365,518</b>	<b>\$396,113</b>	<b>\$381,818</b>	<b>\$381,818</b>	<b>\$393,071</b>	<b>2.9%</b>
---------------------------	------------------	------------------	------------------	------------------	------------------	-------------

**CITY OF LAFAYETTE**  
**2008-2009 FINAL BUDGET**  
**DESCRIPTION**

<b>DEPARTMENT</b>	School Bus Program
<b>FUND</b>	74
<b>PROGRAM</b>	930

**PROGRAM**

This program is used to track costs associated with the Lamorinda School Bus program.

**STAFFING REQUIREMENTS**

	Position Title	Full-Time Equivalent
702	Transportation Program Manager - Bus	100%
	<b>Total Full Time Equivalent</b>	<b>1.00</b>

**DESCRIPTION OF ACCOUNTS**

705	Administrative Aide (.5FTE)	\$8,669		
841	Rental of Office Space	\$8,961		
	Pro-rata share of computer lease	5,058		
		<u>\$14,019</u>		
			<b>Actual 2007-08</b>	<b>Final 2008-09</b>
861	Durham School Services		\$1,511,953	\$1,580,616
	Audit		2,855	2,987
	Insurance		7,328	14,000
	Transfer Charges to City		979	5,799
	VISA		12,918	11,048
	Website		260	800
	Consulting fees		0	5,000
	Legal Fees		360	3,000
			<u>\$1,536,653</u>	<u>\$1,623,250</u>

**DESCRIPTION OF REVENUES**

		<b>Actual 2007-08</b>	<b>Final 2008-09</b>
	Parent Contributions	\$561,090	\$579,850
	Measure J (SWAT)	65,000	65,000
	State DOE	53,642	48,000
	One Trip Passes	10,955	13,000
	Interest Earnings	7,664	8,473
	Measure C	1,003,861	1,033,976
	<b>Total:</b>	<u>\$1,702,212</u>	<u>\$1,748,299</u>

**NOTES**

*This budget was reviewed and approved by the Lamorinda School Bus Transportation Agency Board on 4/14/08.*

**CITY OF LAFAYETTE  
2008-2009 FINAL BUDGET  
EXPENDITURE DETAIL**

DEPARTMENT	School Bus Program
FUND	74
PROGRAM	930

26-Nov-08

		Actual 2005-2006 Expenditures	Actual 2006-2007 Expenditures	Final 2007-2008 Budget	Actual 2007-2008 Expenditures	Final 2008-2009 Budget	Increase Over Budget
<b>PERSONNEL SERVICES</b>							
702	Regular Personnel	\$80,184	\$86,424	\$86,424	\$95,742	\$92,474	7.0%
705	Temporary Personnel	7,591	7,744	8,669	11,467	8,669	0.0%
708	Overtime	0	0	0	0	0	0.0%
711	Social Security	6,562	7,051	7,275	8,027	7,737	6.4%
714	Worker's Compensation	1,667	940	2,161	1,608	1,011	-53.2%
721	Fringe Benefits	20,183	23,139	22,470	28,556	24,043	7.0%
	<b>Subtotal PERSONNEL</b>	<b>\$116,186</b>	<b>\$125,298</b>	<b>\$126,998</b>	<b>\$145,400</b>	<b>\$133,935</b>	<b>5.5%</b>

**OPERATIONS AND MAINTENANCE**

741	Office Supplies	\$848	\$111	\$899	\$1,036	\$927	3.1%
743	Postage	1,903	958	2,019	1,777	2,060	2.0%
745	Printing & Binding	2,323	1,952	2,464	1,447	2,071	-15.9%
746	Books & Software	80	0	0	226	0	0.0%
748	Special Departmental Supplies	911	1,438	967	1,972	1,545	59.8%
751	Maintenance of Vehicles	0	0	0	0	0	0.0%
761	Maintenance of Equipment	0	0	0	0	0	0.0%
771	Maintenance of Buildings	0	0	0	0	0	0.0%
781	Maintenance of Right of Way	0	0	0	0	0	0.0%
791	Miscellaneous Expenses Under \$500	325	528	500	85	500	0.0%
801	Utilities-Water	0	0	0	0	0	0.0%
805	Utilities-Sewer	0	0	0	0	0	0.0%
811	Utilities-Gas & Electric	0	0	0	0	0	0.0%
821	Utilities-Telephones	1,157	1,409	973	878	1,030	5.9%
825	Utilities-Garbage Disposal	0	0	0	0	0	0.0%
831	Utilities-Street Lighting	0	0	0	0	0	0.0%
835	Utilities-Traffic Signals	0	0	0	0	0	0.0%
841	Rental Expense	18,684	15,997	13,916	14,731	14,019	0.7%
843	Training	1,413	133	1,499	890	1,500	0.1%
850	Contingency	0	0	0	0	0	0.0%
851	Advertising/Legal Notices	0	0	0	0	1,500	N/A
853	Community Promotion	0	0	0	0	0	0.0%
861	Contractual Services	1,534,698	1,489,123	1,556,799	1,535,360	1,623,250	4.3%
861.5	Reimbursable Emergency Response	0	0	0	0	0	0.0%
862	Contract Sheriff Services	0	0	0	0	0	0.0%
866	Contractual-Recreation	0	0	0	0	0	0.0%
881	Premium Payment-Liability	0	0	0	0	0	0.0%
885	Insurance and Surety Bonds	0	0	0	0	0	0.0%
891	Claims Payments	0	0	0	0	0	0.0%
892	Debt Service	0	0	0	0	0	0.0%
896	Insurance Reserve	0	0	0	0	0	0.0%
	<b>Subtotal OP'S AND MAINTENANCE</b>	<b>\$1,562,340</b>	<b>\$1,511,649</b>	<b>\$1,580,036</b>	<b>\$1,558,402</b>	<b>\$1,648,402</b>	<b>4.3%</b>

**CAPITAL OUTLAY**

902	Land	\$0	\$0	\$0	\$0	\$0	0.0%
906	Improvements	0	0	0	0	0	0.0%
907	Equipment	0	12	412	125	300	-27.2%
908	Depreciation-Capital Equipment	0	0	0	0	0	0.0%
	<b>Subtotal CAPITAL OUTLAY</b>	<b>\$0</b>	<b>\$12</b>	<b>\$412</b>	<b>\$125</b>	<b>\$300</b>	<b>-27.2%</b>

<b>BASE PROGRAM COST</b>	<b>\$1,678,527</b>	<b>\$1,636,958</b>	<b>\$1,707,447</b>	<b>\$1,703,927</b>	<b>\$1,782,637</b>	<b>4.4%</b>
--------------------------	--------------------	--------------------	--------------------	--------------------	--------------------	-------------

<b>TOTAL PROGRAM COST</b>	<b>\$1,678,527</b>	<b>\$1,636,958</b>	<b>\$1,707,447</b>	<b>\$1,703,927</b>	<b>\$1,782,637</b>	<b>4.4%</b>
---------------------------	--------------------	--------------------	--------------------	--------------------	--------------------	-------------

**CITY OF LAFAYETTE**  
**2008-2009 FINAL BUDGET**  
**DESCRIPTION**

<b>DEPARTMENT</b>	City Office Development
<b>FUND</b>	75
<b>PROGRAM</b>	940

**PROGRAM**

This program is used to track costs associated with the development of a City Office building.

**DESCRIPTION OF ACCOUNTS**

861 Studies and appraisals of old library site \$25,000

**CITY OF LAFAYETTE  
2008-2009 FINAL BUDGET  
EXPENDITURE DETAIL**

DEPARTMENT	City Office Development
FUND	75
PROGRAM	940

26-Nov-08

		Actual 2005-2006 Expenditures	Actual 2006-2007 Expenditures	Final 2007-2008 Budget	Actual 2007-2008 Expenditures	Final 2008-2009 Budget	Increase Over Budget
<b>PERSONNEL SERVICES</b>							
702	Regular Personnel	\$0	\$0	\$0	\$0	\$0	0.0%
705	Temporary Personnel	0	0	0	0	0	0.0%
708	Overtime	0	0	0	0	0	0.0%
711	Social Security	0	0	0	0	0	0.0%
714	Worker's Compensation	0	0	0	0	0	0.0%
721	Fringe Benefits	0	0	0	0	0	0.0%
<b>Subtotal PERSONNEL</b>		<b>\$0</b>	<b>\$0</b>	<b>\$0</b>	<b>\$0</b>	<b>\$0</b>	<b>0.0%</b>

**OPERATIONS AND MAINTENANCE**

741	Office Supplies	\$0	\$0	\$0	\$0	\$0	0.0%
743	Postage	0	0	0	0	0	0.0%
745	Printing & Binding	0	0	0	0	0	0.0%
746	Books & Software	0	0	0	0	0	0.0%
748	Special Departmental Supplies	0	0	0	0	0	0.0%
751	Maintenance of Vehicles	0	0	0	0	0	0.0%
761	Maintenance of Equipment	0	0	0	0	0	0.0%
771	Maintenance of Buildings	0	0	0	0	0	0.0%
781	Maintenance of Right of Way	0	0	0	0	0	0.0%
791	Miscellaneous Expenses Under \$500	0	0	0	0	0	0.0%
801	Utilities-Water	0	0	0	0	0	0.0%
805	Utilities-Sewer	0	0	0	0	0	0.0%
811	Utilities-Gas & Electric	0	0	0	0	0	0.0%
821	Utilities-Telephones	0	0	0	0	0	0.0%
825	Utilities-Garbage Disposal	0	0	0	0	0	0.0%
831	Utilities-Street Lighting	0	0	0	0	0	0.0%
835	Utilities-Traffic Signals	0	0	0	0	0	0.0%
841	Rental Expense	0	0	0	0	0	0.0%
843	Training	0	0	0	0	0	0.0%
850	Contingency	0	0	0	0	0	0.0%
851	Advertising/Legal Notices	0	0	0	0	0	0.0%
853	Community Promotion	0	0	0	0	0	0.0%
861	Contractual Services	0	0	25,000	0	25,000	0.0%
861.5	Reimbursable Emergency Response	0	0	0	0	0	0.0%
862	Contract-Sheriff Services	0	0	0	0	0	0.0%
866	Contractual-Recreation	0	0	0	0	0	0.0%
881	Premium Payment-Liability	0	0	0	0	0	0.0%
885	Insurance and Surety Bonds	0	0	0	0	0	0.0%
891	Claims Payments	0	0	0	0	0	0.0%
892	Debt Service	0	0	0	0	0	0.0%
896	Insurance Reserve	0	0	0	0	0	0.0%
<b>Subtotal OP'S AND MAINTENANCE</b>		<b>\$0</b>	<b>\$0</b>	<b>\$25,000</b>	<b>\$0</b>	<b>\$25,000</b>	<b>0.0%</b>

**CAPITAL OUTLAY**

902	Land	\$0	\$0	\$0	\$0	\$0	0.0%
906	Improvements	0	0	0	0	0	0.0%
907	Equipment	0	0	0	0	0	0.0%
908	Depreciation-Capital Equipment	0	0	0	0	0	0.0%
<b>Subtotal CAPITAL OUTLAY</b>		<b>\$0</b>	<b>\$0</b>	<b>\$0</b>	<b>\$0</b>	<b>\$0</b>	<b>0.0%</b>

<b>BASE PROGRAM COST</b>	<b>\$0</b>	<b>\$0</b>	<b>\$25,000</b>	<b>\$0</b>	<b>\$25,000</b>	<b>0.0%</b>
--------------------------	------------	------------	-----------------	------------	-----------------	-------------

<b>TOTAL PROGRAM COST</b>	<b>\$0</b>	<b>\$0</b>	<b>\$25,000</b>	<b>\$0</b>	<b>\$25,000</b>	<b>0.0%</b>
---------------------------	------------	------------	-----------------	------------	-----------------	-------------

**CITY OF LAFAYETTE**  
**2008-2009 FINAL BUDGET**  
**DESCRIPTION**

<b>DEPARTMENT</b>	Insurance
<b>FUND</b>	76
<b>PROGRAM</b>	950

**PROGRAM**

The City of Lafayette is a member of the Contra Costa County Municipal Pooling Authority which provides a self-insurance program for general liability and property insurance. This fund has been established to ensure that the City is protected for deductible claim costs and certain legal and administrative expenses.

Premiums for blanket bonds and unemployment insurance are also included in this budget.

Property	3,500
Work Alternative Program	2,100
Vehicle	3,000
Liability + ERMA	148,000
Wellness Program	1,500
EAP	2,167
	<u>\$160,267</u>

**CITY OF LAFAYETTE  
2008-2009 FINAL BUDGET  
EXPENDITURE DETAIL**

DEPARTMENT	Insurance
FUND	76
PROGRAM	950

28-Nov-08

	Actual 2005-2006 Expenditures	Actual 2006-2007 Expenditures	Final 2007-2008 Budget	Actual 2007-2008 Expenditures	Final 2008-2009 Budget	Increase Over Budget
<b>PERSONNEL SERVICES</b>						
702 Regular Personnel	\$0	\$0	\$0	\$0	\$0	0.0%
705 Temporary Personnel	0	0	0	0	0	0.0%
708 Overtime	0	0	0	0	0	0.0%
711 Social Security	0	0	0	0	0	0.0%
714 Worker's Compensation	0	0	0	0	0	0.0%
721 Fringe Benefits	0	0	0	0	0	0.0%
<b>Subtotal PERSONNEL</b>	<b>\$0</b>	<b>\$0</b>	<b>\$0</b>	<b>\$0</b>	<b>\$0</b>	<b>0.0%</b>

**OPERATIONS AND MAINTENANCE**


741 Office Supplies	\$0	\$0	\$0	\$0	\$0	0.0%
743 Postage	0	0	0	0	0	0.0%
745 Printing & Binding	0	0	0	0	0	0.0%
746 Books & Software	0	0	0	0	0	0.0%
748 Special Departmental Supplies	0	0	0	0	0	0.0%
751 Maintenance of Vehicles	0	0	0	0	0	0.0%
761 Maintenance of Equipment	0	0	0	0	0	0.0%
771 Maintenance of Buildings	0	0	0	0	0	0.0%
781 Maintenance of Right of Way	0	0	0	0	0	0.0%
791 Miscellaneous Expenses Under \$500	0	0	0	0	0	0.0%
801 Utilities-Water	0	0	0	0	0	0.0%
805 Utilities-Sewer	0	0	0	0	0	0.0%
811 Utilities-Gas & Electric	0	0	0	0	0	0.0%
821 Utilities-Telephones	0	0	0	0	0	0.0%
825 Utilities-Garbage Disposal	0	0	0	0	0	0.0%
831 Utilities-Street Lighting	0	0	0	0	0	0.0%
835 Utilities-Traffic Signals	0	0	0	0	0	0.0%
841 Rental Expense	0	0	0	0	0	0.0%
843 Training	0	0	0	0	0	0.0%
850 Contingency	0	0	0	0	0	0.0%
851 Advertising/Legal Notices	0	0	0	0	0	0.0%
853 Community Promotion	0	0	0	0	0	0.0%
861 Contractual Services	0	0	0	0	0	0.0%
861.5 Reimbursable Emergency Response	0	0	0	0	0	0.0%
862 Contract Sheriff Services	0	0	0	0	0	0.0%
866 Contractual-Recreation	0	0	0	0	0	0.0%
881 Premium Payment-Liability	151,205	98,754	92,000	58,583	160,267	74.2%
885 Insurance and Surety Bonds	0	0	0	0	0	0.0%
891 Claims Payments	32,490	4,738	30,000	11,288	30,000	0.0%
892 Debt Service	0	0	0	0	0	0.0%
896 Insurance Reserve	0	0	0	0	0	0.0%
<b>Subtotal OP'S AND MAINTENANCE</b>	<b>\$183,694</b>	<b>\$103,492</b>	<b>\$122,000</b>	<b>\$69,871</b>	<b>\$190,267</b>	<b>56.0%</b>


**CAPITAL OUTLAY**

902 Land	\$0	\$0	\$0	\$0	\$0	0.0%
906 Improvements	0	0	0	0	0	0.0%
907 Equipment	0	0	0	0	0	0.0%
908 Depreciation-Capital Equipment	0	0	0	0	0	0.0%
<b>Subtotal CAPITAL OUTLAY</b>	<b>\$0</b>	<b>\$0</b>	<b>\$0</b>	<b>\$0</b>	<b>\$0</b>	<b>0.0%</b>


<b>BASE PROGRAM COST</b>	<b>\$183,694</b>	<b>\$103,492</b>	<b>\$122,000</b>	<b>\$69,871</b>	<b>\$190,267</b>	<b>56.0%</b>
--------------------------	------------------	------------------	------------------	-----------------	------------------	--------------


<b>TOTAL PROGRAM COST</b>	<b>\$183,694</b>	<b>\$103,492</b>	<b>\$122,000</b>	<b>\$69,871</b>	<b>\$190,267</b>	<b>56.0%</b>
---------------------------	------------------	------------------	------------------	-----------------	------------------	--------------





# **Redevelopment Fund Expenditures**





**CITY OF LAFAYETTE**  
**2008-2009 FINAL BUDGET**  
**DESCRIPTION**

<b>DEPARTMENT</b>	Redevelopment Programs
<b>FUND</b>	91
<b>PROGRAM</b>	960

**PROGRAM**

The Lafayette City Council, acting as the Lafayette Redevelopment Agency, adopted a redevelopment agreement with Contra Costa County on January 9, 1996. This agreement stipulates that the RDA shall receive up to \$75 million in redevelopment tax increment during the 40 year life of the project, to be used for the purpose of improving the redevelopment project area. The agreement also states that the RDA shall comply with certain requirements to provide funding for and/or housing for people with low and moderate incomes, including those with special needs. This program tracks the expenses of the Lafayette Redevelopment Agency.

The RDA also agreed to purchase the Lafayette Branch Building of the County Library on or before June 30, 2011. Library expenses are indicated in Fund 93. In addition, certain "below the cap" expenses related to the Veterans Memorial Building project are tracked in this fund.

**WORKPLAN**

- Undertake targeted economic development efforts
- Complete 5-year implementation plan
- Complete Downtown Strategy
- Complete cost analysis for existing library

**STAFFING REQUIREMENTS**

<b>Redevelopment</b>	
Position Title	Full-Time Equivalent
702 City Manager	25%
Community Development Director	20%
Administrative Assistant - Admin	5%
Administrative Services Director	5%
Planning & Building Manager	10%
Financial Services Manager	5%
<b>Total Full Time Equivalent</b>	<b>0.70</b>

**ACCOUNT DESCRIPTIONS**

841 Allocated cost of office space rental	\$6,988
Pro-rata share of City computer equipment	1,770
	<u>\$8,758</u>
843 Redevelopment and LMI Housing Workshops	\$2,000
851 Economic Development Advertisements	\$800
861 California Redevelopment Association Membership	\$1,800
Downtown Strategy (Consultant, CEQA and implementation)	500,000
Bond Logistix	5,000
Annual Financial Audits	4,750
Existing Library Study	20,000
Consultant studies, appraisals, evaluations	30,000
	<u>\$561,550</u>

**FINANCIAL SUMMARY**

Contribution from Prior Year Fund Balance	(\$497,319)
Tax Increment Revenue	1,882,869
Investment Earnings	55,000
State ERAF	(230,606)
Redevelopment transfers for debt service	(1,016,569)
Redevelopment Expenditures	(1,021,104)
<b>Estimated Ending Fund Balance</b>	<b>(\$827,729)</b>
Outstanding Loan from General Fund	2,998,843
Outstanding Loan from Parking Fund	563,783
<b>Total Cash Position</b>	<b>\$2,734,897</b>

**CITY OF LAFAYETTE  
2008-2009 FINAL BUDGET  
EXPENDITURE DETAIL**

DEPARTMENT	Redevelopment Programs
FUND	91
PROGRAM	960

26-Nov-08

		Actual 2005-2006 Expenditures	Actual 2006-2007 Expenditures	Final 2007-2008 Budget	Actual 2007-2008 Expenditures	Final 2008-2009 Budget	Increase Over Budget
<b>PERSONNEL SERVICES</b>							
702	Regular Personnel	\$77,932	\$79,027	\$101,716	\$109,322	\$122,056	20.0%
705	Temporary Personnel	19,200	0	0	0	0	0.0%
708	Overtime	0	0	0	0	0	0.0%
711	Social Security	6,024	4,124	7,781	5,943	9,337	20.0%
714	Worker's Compensation	1,925	738	2,543	1,663	1,221	-52.0%
721	Fringe Benefits	21,194	20,440	26,446	26,929	31,735	20.0%
<b>Subtotal PERSONNEL</b>		<b>\$126,276</b>	<b>\$104,329</b>	<b>\$138,487</b>	<b>\$143,857</b>	<b>\$164,349</b>	<b>18.7%</b>

**OPERATIONS AND MAINTENANCE**

741	Office Supplies	\$432	\$425	\$966	\$465	\$1,095	13.4%
743	Postage	323	263	1,220	3,383	1,381	13.2%
745	Printing & Binding	64	84	0	0	0	0.0%
746	Books & Software	0	0	0	0	0	0.0%
748	Special Departmental Supplies	0	0	0	0	0	0.0%
751	Maintenance of Vehicles	0	0	0	0	0	0.0%
761	Maintenance of Equipment	0	0	0	0	0	0.0%
771	Maintenance of Buildings	0	0	0	0	0	0.0%
781	Maintenance of Right of Way	0	0	0	0	0	0.0%
791	Miscellaneous Expenses Under \$500	2,529	485	2,000	0	2,000	0.0%
801	Utilities-Water	0	188	0	263	0	0.0%
805	Utilities-Sewer	0	0	0	0	0	0.0%
811	Utilities-Gas & Electric	0	0	0	0	0	0.0%
821	Utilities-Telephones	0	0	0	0	0	0.0%
825	Utilities-Garbage Disposal	0	0	0	0	0	0.0%
831	Utilities-Street Lighting	0	0	0	0	0	0.0%
835	Utilities-Traffic Signals	0	0	0	0	0	0.0%
841	Rental Expense	8,634	6,803	8,213	8,548	8,758	6.6%
843	Training	940	505	2,000	980	2,000	0.0%
850	Contingency	0	0	0	0	0	0.0%
851	Advertising/Legal Notices	501	171	800	2,148	800	0.0%
853	Community Promotion	31,132	132	0	0	0	0.0%
861	Contractual Services	212,552	140,873	1,131,550	1,014,118	561,550	-50.4%
861.5	Reimbursable Emergency Response	0	0	0	0	0	0.0%
862	Contract Sheriff Services	0	0	0	0	0	0.0%
866	Contractual-Recreation	0	0	0	0	0	0.0%
881	Premium Payment-Liability	0	0	0	0	0	0.0%
885	Insurance and Surety Bonds	0	0	0	0	0	0.0%
891	Claims Payments	0	0	0	50,000	0	0.0%
892	Debt Service	0	177,484	0	280,767	279,170	N/A
896	Insurance Reserve	0	0	0	0	0	0.0%
<b>Subtotal OP'S AND MAINTENANCE</b>		<b>\$257,107</b>	<b>\$327,414</b>	<b>\$1,146,749</b>	<b>\$1,360,672</b>	<b>\$856,755</b>	<b>-25.3%</b>

**CAPITAL OUTLAY**

902	Land	\$0	\$0	\$0	\$0	\$0	0.0%
906	Improvements	208,349	628,303	0	0	0	0.0%
907	Equipment	0	0	0	0	0	0
908	Depreciation-Capital Equipment	0	0	0	0	0	0
<b>Subtotal CAPITAL OUTLAY</b>		<b>\$208,349</b>	<b>\$628,303</b>	<b>\$0</b>	<b>\$0</b>	<b>\$0</b>	<b>0.0%</b>

<b>BASE PROGRAM COST</b>	<b>\$591,732</b>	<b>\$1,060,046</b>	<b>\$1,285,235</b>	<b>\$1,504,530</b>	<b>\$1,021,104</b>	<b>-20.6%</b>
--------------------------	------------------	--------------------	--------------------	--------------------	--------------------	---------------

<b>TOTAL PROGRAM COST</b>	<b>\$591,732</b>	<b>\$1,060,046</b>	<b>\$1,285,235</b>	<b>\$1,504,530</b>	<b>\$1,021,104</b>	<b>-20.6%</b>
---------------------------	------------------	--------------------	--------------------	--------------------	--------------------	---------------

**CITY OF LAFAYETTE**  
**2008-2009 FINAL BUDGET**  
**DESCRIPTION**

<b>DEPARTMENT</b>	Housing Programs
<b>FUND</b>	92
<b>PROGRAM</b>	970

**PROGRAM**

The Lafayette Redevelopment Agency is required to use 20% of its gross tax increment revenues for the purpose of expanding, improving, or preserving the supply of housing that is affordable to people with low and moderate incomes. The RDA's Five Year Implementation plan for 2005-2009 calls for 4-8 units to be

- Work with developers and property owners to locate opportunities for the provision of low and moderate income housing
- Develop financial plans for funding low and moderate income housing
- Complete general plan amendment for senior housing and other low and moderate income housing programs described in certified Housing
- Develop an emergency housing fund program for implementation

**STAFFING REQUIREMENTS**

Position Title	Full-Time Equivalent
702 Community Development Director	10%
Assistant Planner - A	5%
Planning & Building Manager	15%
<b>Total Full Time Equivalent</b>	<b>0.30</b>

**ACCOUNT DESCRIPTIONS**

745 Printing ordinances and housing information	\$200
843 Redevelopment and LMI Housing Workshops	\$500
841 Allocated cost of office space rental	\$2,995
Pro-rata share of City computer equipment	759
	<u>\$3,754</u>
851 Advertising new ordinance and housing info	\$1,000
861 Housing ordinances and other plans	\$60,000
906 Eden Housing; purchase of property	\$1,700,000

**FINANCIAL SUMMARY**

Contribution from Prior Year Fund Balance	\$2,910,383
Tax Increment Revenue	680,643
Investment Earnings	15,000
Expenditures	<u>(1,818,077)</u>
Estimated Ending Fund Balance	\$1,787,948

**CITY OF LAFAYETTE  
2008-2009 FINAL BUDGET  
EXPENDITURE DETAIL**

<b>DEPARTMENT</b>	Housing Programs
<b>FUND</b>	92
<b>PROGRAM</b>	970

25-Nov-08

<b>PERSONNEL SERVICES</b>		<b>Actual 2005-2006 Expenditures</b>	<b>Actual 2006-2007 Expenditures</b>	<b>Final 2007-2008 Budget</b>	<b>Actual 2007-2008 Expenditures</b>	<b>Final 2008-2009 Budget</b>	<b>Increase Over Budget</b>
702	Regular Personnel	\$23,616	\$31,443	\$35,875	\$37,038	\$38,386	7.0%
705	Temporary Personnel	0	0	0	0	0	0.0%
708	Overtime	0	0	0	0	0	0.0%
711	Social Security	1,523	1,992	2,744	2,238	2,937	7.0%
714	Worker's Compensation	448	316	897	555	384	-57.2%
721	Fringe Benefits	6,031	7,210	9,327	10,897	9,980	7.0%
<b>Subtotal PERSONNEL</b>		<b>\$31,617</b>	<b>\$40,961</b>	<b>\$48,844</b>	<b>\$50,728</b>	<b>\$51,687</b>	<b>5.8%</b>

**OPERATIONS AND MAINTENANCE**

741	Office Supplies	\$91	\$106	\$414	\$199	\$414	0.0%
743	Postage	482	304	523	285	523	0.0%
745	Printing & Binding	0	0	200	0	200	0.0%
746	Books & Software	0	0	0	0	0	0.0%
748	Special Departmental Supplies	0	0	0	0	0	0.0%
751	Maintenance of Vehicles	0	0	0	0	0	0.0%
761	Maintenance of Equipment	0	0	0	0	0	0.0%
771	Maintenance of Buildings	0	0	0	0	0	0.0%
781	Maintenance of Right of Way	0	0	0	0	0	0.0%
791	Miscellaneous Expenses Under \$500	0	0	0	0	0	0.0%
801	Utilities-Water	0	0	0	0	0	0.0%
805	Utilities-Sewer	0	0	0	0	0	0.0%
811	Utilities-Gas & Electric	0	0	0	0	0	0.0%
821	Utilities-Telephones	0	0	0	0	0	0.0%
825	Utilities-Garbage Disposal	0	0	0	0	0	0.0%
831	Utilities-Street Lighting	0	0	0	0	0	0.0%
835	Utilities-Traffic Signals	0	0	0	0	0	0.0%
841	Rental Expense	2,345	3,103	3,520	3,440	3,754	6.6%
843	Training	0	0	500	0	500	0.0%
850	Contingency	0	0	0	0	0	0.0%
851	Advertising/Legal Notices	0	0	1,000	0	1,000	0.0%
853	Community Promotion	0	0	0	0	0	0.0%
861	Contractual Services	7,969	56,627	60,000	59,595	60,000	0.0%
861.5	Reimbursable Emergency Response	0	0	0	0	0	0.0%
862	Contract Sheriff Services	0	0	0	0	0	0.0%
866	Contractual-Recreation	0	0	0	0	0	0.0%
881	Premium Payment-Liability	0	0	0	0	0	0.0%
880	Low Income Subsidy	20,642	21,977	0	22,593	0	0.0%
891	Claims Payments	0	0	0	0	0	0.0%
892	Debt Service	0	0	0	0	0	0.0%
896	Insurance Reserve	0	0	0	0	0	0.0%
<b>Subtotal OP'S AND MAINTENANCE</b>		<b>\$31,529</b>	<b>\$82,116</b>	<b>\$66,157</b>	<b>\$86,112</b>	<b>\$66,391</b>	<b>0.4%</b>

**CAPITAL OUTLAY**

902	Land	\$0	\$0	\$0	\$0	\$0	0.0%
906	Improvements	0	0	2,200,000	0	1,700,000	-22.7%
907	Equipment	0	0	0	0	0	0.0%
908	Depreciation-Capital Equipment	0	0	0	0	0	0.0%
<b>Subtotal CAPITAL OUTLAY</b>		<b>\$0</b>	<b>\$0</b>	<b>\$2,200,000</b>	<b>\$0</b>	<b>\$1,700,000</b>	<b>-22.7%</b>

<b>BASE PROGRAM COST</b>	<b>\$63,146</b>	<b>\$123,077</b>	<b>\$2,315,000</b>	<b>\$136,840</b>	<b>\$1,818,077</b>	<b>-21.5%</b>
--------------------------	-----------------	------------------	--------------------	------------------	--------------------	---------------

<b>TOTAL PROGRAM COST</b>	<b>\$63,146</b>	<b>\$123,077</b>	<b>\$2,315,000</b>	<b>\$136,840</b>	<b>\$1,818,077</b>	<b>-21.5%</b>
---------------------------	-----------------	------------------	--------------------	------------------	--------------------	---------------

**CITY OF LAFAYETTE**  
**2008-2009 FINAL BUDGET**  
**DESCRIPTION**

DEPARTMENT	Library Project
FUND	93
PROGRAM	980

**PROGRAM**

The Lafayette City Council, acting as the Lafayette Redevelopment Agency, adopted a redevelopment agreement with Contra Costa County on January 9, 1996. This agreement stipulates that the RDA shall receive up to but no more than \$75 million in redevelopment tax increment during the 40 year life of the project, to be used for the purpose of improving the redevelopment project area. One exception to the Agreement, however, involves the Lafayette Library. Specifically, the Agreement requires that the RDA purchase the Lafayette Library on or before June 30, 2011 and anticipates that the RDA will either rehabilitate or rebuild the Lafayette Library. Fund spent for such library purposes are not counted against the \$75 million cap.

This program is established to track RDA expenses made to purchase and rebuild the Lafayette Library.

**WORKPLAN**

- Construct Lafayette Library & Learning Center

**STAFFING REQUIREMENTS**

	Position Title	Full-Time Equivalent
702	Community Development Director	20%
	Engineering Services Manager	25%
	Administrative Assistant - Library	100%
	Construction Inspector	100%
	Building Maintenance Supervisor	50%
	Senior Engineer	90%
	<b>Total Full Time Equivalent</b>	<b>3.85</b>

**ACCOUNT DESCRIPTIONS**

705	Assistant Project Manager	\$100,000
745	Printing of plans, exhibits and handouts	\$12,000
841	Allocated cost of office space rental	\$13,477
	Pro-rata share of City computer equipment	13,025
841.1	Lease of field office	15,000
	Field office utilities	3,000
		<u>\$44,502</u>
853	Signs and event materials	\$5,000
861	Services for promotions and events	\$5,000
	Donor recognition	200,000
	Public Art consultant & program	50,000
		<u>\$255,000</u>
906	See attached for detailed costs / revenue by year	\$22,436,902

**FINANCIAL SUMMARY**

Estimated Fund Balance 7/1/08	\$2,964,354
Expenditures	(24,028,597)
Revenue	8,431,000
<b>Estimated Ending Fund Balance 6/31/08</b>	<b>(\$12,633,243)</b>
Outstanding Loan from General Fund	1,916,874
Outstanding Loan from Foundation	9,635,331
<b>Total Cash Position</b>	<b>(\$1,081,038)</b>

**CITY OF LAFAYETTE  
2008-2009 FINAL BUDGET  
EXPENDITURE DETAIL**

DEPARTMENT	Library Project
FUND	93
PROGRAM	980

26-Nov-08

		Actual 2005-2006 Expenditures	Actual 2006-2007 Expenditures	Final 2007-2008 Budget	Actual 2007-2008 Expenditures	Final 2008-2009 Budget	Increase Over Budget
<b>PERSONNEL SERVICES</b>							
702	Regular Personnel	\$160,884	\$184,689	\$273,419	\$270,605	\$335,679	22.8%
705	Temporary Personnel	219	17,064	0	183,787	100,000	N/A
708	Overtime	0	0	0	886	0	0.0%
711	Social Security	10,697	13,422	20,917	32,044	33,329	59.3%
714	Worker's Compensation	3,057	2,025	6,835	6,829	4,357	-36.3%
721	Fringe Benefits	38,452	45,019	71,089	65,565	87,277	22.8%
	<b>Subtotal PERSONNEL</b>	<b>\$213,309</b>	<b>\$262,219</b>	<b>\$372,260</b>	<b>\$559,716</b>	<b>\$560,642</b>	<b>50.6%</b>

**OPERATIONS AND MAINTENANCE**

741	Office Supplies	\$777	\$2,011	\$3,242	\$5,977	\$2,112	-34.8%
743	Postage	892	1,828	4,097	3,912	2,663	-35.0%
745	Printing & Binding	9,429	25,099	6,000	12,293	12,000	100.0%
746	Books & Software	690	0	0	0	0	0.0%
748	Special Departmental Supplies	0	0	0	0	0	0.0%
751	Maintenance of Vehicles	0	0	0	0	0	0.0%
761	Maintenance of Equipment	0	0	0	0	0	0.0%
771	Maintenance of Buildings	0	0	0	0	0	0.0%
781	Maintenance of Right of Way	0	0	0	0	0	0.0%
791	Miscellaneous Expenses Under \$500	2,015	182	0	1,687	1,000	N/A
801	Utilities-Water	0	0	0	42	0	0.0%
805	Utilities-Sewer	0	0	0	0	0	0.0%
811	Utilities-Gas & Electric	0	0	0	0	0	0.0%
821	Utilities-Telephones	554	3,067	0	3,210	0	0.0%
825	Utilities-Garbage Disposal	0	0	0	0	0	0.0%
831	Utilities-Street Lighting	0	0	0	0	0	0.0%
835	Utilities-Traffic Signals	0	0	0	0	0	0.0%
841	Rental Expense	18,329	34,876	51,874	44,925	44,502	-14.2%
843	Training	3	14	0	21	0	0.0%
850	Contingency	0	0	0	0	0	0.0%
851	Advertising/Legal Notices	0	1,320	0	150	0	0.0%
853	Community Promotion	7,316	4,909	0	985	5,000	N/A
861	Contractual Services	450,182	322	130,000	70,199	255,000	96.2%
861.5	Reimbursable Emergency Response	0	0	0	0	0	0.0%
862	Contract Sheriff Services	0	0	0	0	0	0.0%
866	Contractual-Recreation	0	0	0	0	0	0.0%
881	Premium Payment-Liability	0	0	0	0	0	0.0%
885	Insurance and Surety Bonds	0	0	0	0	0	0.0%
891	Claims Payments	0	0	0	0	0	0.0%
892	Debt Service	92,336	121,734	0	220,973	708,775	N/A
896	Insurance Reserve	0	0	0	0	0	0.0%
	<b>Subtotal OP'S AND MAINTENANCE</b>	<b>\$582,523</b>	<b>\$195,362</b>	<b>\$195,213</b>	<b>\$364,374</b>	<b>\$1,031,052</b>	<b>428.2%</b>

**CAPITAL OUTLAY**

902	Land	\$750	\$0	\$0	\$0	\$0	0.0%
906	Improvements	2,654,065	2,273,779	31,990,600	11,751,493	22,436,902	-29.9%
907	Equipment	5,154	7,849	0	838	0	0.0%
908	Depreciation-Capital Equipment	0	0	0	0	0	0.0%
	<b>Subtotal CAPITAL OUTLAY</b>	<b>\$2,659,969</b>	<b>\$2,281,628</b>	<b>\$31,990,600</b>	<b>\$11,752,332</b>	<b>\$22,436,902</b>	<b>-29.9%</b>

<b>BASE PROGRAM COST</b>	<b>\$3,455,801</b>	<b>\$2,739,209</b>	<b>\$32,558,073</b>	<b>\$12,676,422</b>	<b>\$24,028,597</b>	<b>-26.2%</b>
--------------------------	--------------------	--------------------	---------------------	---------------------	---------------------	---------------

<b>TOTAL PROGRAM COST</b>	<b>\$3,455,801</b>	<b>\$2,739,209</b>	<b>\$32,558,073</b>	<b>\$12,676,422</b>	<b>\$24,028,597</b>	<b>-26.2%</b>
---------------------------	--------------------	--------------------	---------------------	---------------------	---------------------	---------------

**CITY OF LAFAYETTE  
2008-2009 FINAL BUDGET  
DESCRIPTION**

<b>DEPARTMENT</b>	Redevelopment Debt
<b>FUND</b>	95
<b>PROGRAM</b>	995

**PROGRAM**

This is fund is used to track all outstanding RDA debt obligations, including debt owed to the City.

**Lafayette Redevelopment Agency Obligations**

<b>BONDS</b>	Original Debt	Payment Due
Series 2003 (Veterans Memorial)	\$5,585,000	
Principle Payable		110,000
Interest Payable		286,468
<b>TOTAL</b>		<u>\$396,468</u>
Series 2005 (Library)	\$11,680,000	
Principle Payable		80,000
Interest Payable		540,101
<b>TOTAL</b>		<u>\$620,101</u>
Transfer from Fund 91		\$1,016,569

\*\*\*\*\*  
**FUND 91 LOANS**

**Parking Fund to Vets Memorial**

Outstanding Debt (6/30/08)	\$585,341
Principle Payable	21,558
Interest Payable	46,827
<b>Outstanding Debt (6/30/09)</b>	<u>\$563,783</u>

**General Fund to Vets Memorial**

Outstanding Debt (6/30/08)	1,181,936
Interest Capitalized	94,555
Interest Payable	
<b>Outstanding Debt (6/30/09)</b>	<u>1,276,491</u>

**General Fund to General RDA**

	<b>General RDA</b>
Outstanding Debt (6/30/08)	1,722,352
Interest Capitalized	-
Interest Payable	137,788
<b>Outstanding Debt (6/30/09)</b>	<u>1,722,352</u>

\*\*\*\*\*  
**FUND 93 LOANS**

**General Fund to Library**

Outstanding Debt (6/30/08)	1,774,883
Interest Capitalized	141,991
Interest Payable	
<b>Outstanding Debt (6/30/09)</b>	<u>1,916,874</u>

**Community Foundation to Library**

Outstanding Debt (6/30/08)	9,068,547
Interest Capitalized	566,784
Interest Payable	
<b>Outstanding Debt (6/30/09)</b>	<u>9,635,331</u>

105